

KATALOG

Łańcuchowe Zestawy Rozrzędu



***Najwyższej jakości części silnikowe i eksploatacyjne
do samochodów japońskich i koreańskich***

DOKUJI
ENGINE

SPIS TREŚCI WG TYPÓW SILNIKÓW

Producent silnika	Typ silnika	Opis	Strona
CHRYSLER	EER	1998-2002	5
CHRYSLER	EES	2002-2004	6
DAIHATSU	K3-VE		7
HYUNDAI	D4CB		8
HYUNDAI	D4FA		9
MITSUBISHI	4G52 / 4G54	NAPĘD ROZRZ.	10
MITSUBISHI	4G52 / 4G54	NAPĘD BALANSU	11
MITSUBISHI	4G52 / 4G54	NAPĘD ROZRZ.+BALANS	12
MITSUBISHI	4M40T		13
MITSUBISHI	4M41	DWURZĘDOWY	14
MITSUBISHI	4M41 / T	JEDNORZĘDOWY	15
NISSAN	CG10 / CG13		16
NISSAN	CR12 / CR14DE		17
NISSAN	GA14 / GA16 >97R	PŁOZA PLASTIK	18
NISSAN	GA14 / GA16 97R>	PŁOZA PLASTIK-METAL	19
NISSAN	H20 / H25 / H30		20
NISSAN	HR15DE / HR16DE / HR18DE		21
NISSAN	KA24E		22
NISSAN	QG15 / QG16 DOHC		23
NISSAN	QG16DE		24
NISSAN	QR20DE		25
NISSAN	QR25DE		26
NISSAN	SR20	98>	27
NISSAN	VQ20DE / VQ30DE		28
NISSAN	YD22DTi		29
NISSAN	YD25DDT		30
NISSAN	ZD30DDTi		31
SUZUKI	H25 H27 H20		32
SUZUKI	J20 / J18		33
SUZUKI	M13A		34
SUZUKI	Z13DT / Z13DTH / Z13DTJ		35
TOYOTA	1AD-FTV		36
TOYOTA	1AZ-FE		37
TOYOTA	1FZFE		38
TOYOTA	1NZ-FE		39
TOYOTA	1SZ-FE		40
TOYOTA	1ZZFE / 4ZZFE	ŚR. NAP. HYDR. 30 MM	41
TOYOTA	1ZZFE / 4ZZFE	ŚR. NAP. HYDR. 28 MM	43
TOYOTA	2TZFE		45
TOYOTA	2Y / 3Y / 4Y		46
TOYOTA	2ZZ-GE		47
TOYOTA	5K		48
INDEKS SILNIKÓW I NR DOKUJI WG. PRODUCENTÓW AUT			49-58

PRODUCENT SILNIKA: CHRYSLER
TYP SILNIKA: EER

NR DOKUJI: JE0032



MARKA	MODEL	SILNIK
CHRYSLER	CONCORDE	2.7 LX
CHRYSLER	300 M (LR)	2.7 V6 24V
DODGE	INTREPID	2.7 V6
DODGE	STRATUS	2.7 V6

PRODUCENT SILNIKA: CHRYSLER
TYP SILNIKA: EES

NR DOKUJI: JE0033



MARKA	MODEL	SILNIK
CHRYSLER	SEBRING (JR)	2.7 V6 24V
CHRYSLER	SEBRING kabriolet (JR)	2.7 V6 24V
DODGE	INTREPID	2.7 V6
DODGE	STRATUS	2.7 v6

PRODUCENT SILNIKA: DAIHATSU
TYP SILNIKA: K3-VE

NR DOKUJI: JE0031



MARKA	MODEL	SILNIK
DAIHATSU	COPEN	1.3i 16V (DOHC)
DAIHATSU	EXTOL autobus (S22_, S23_)	1.3i 16V (DOHC)
DAIHATSU	MATERIA (M4_)	1.3i 16V (DOHC)
DAIHATSU	SIRION (M3_)	1.3i 16V (DOHC)
DAIHATSU	SIRION (M3_)	1.3i 16V (DOHC)
DAIHATSU	TERIOS (J1)	1.3i 16V (DOHC)
DAIHATSU	YRV (M2)	1.3i 16V (DOHC)
DAIHATSU	SIRION (M3_)	1.3i 16V (DOHC) 4WD
DAIHATSU	SIRION (M3_)	1.3i 16V (DOHC) 4WD
DAIHATSU	TERIOS (J1)	1.3i 16V (DOHC) 4WD
DAIHATSU	YRV (M2)	1.3i 16V (DOHC) 4WD
DAIHATSU	TERIOS (J2_)	1.3i 16V (DOHC) 4x4
DAIHATSU	SIRION (M1)	1.3i 16V (DOHC) Sport
DAIHATSU	SIRION (M1)	1.3i 16V (DOHC) Sport 4WD

PRODUCENT SILNIKA: HYUNDAI
TYP SILNIKA: D4CB

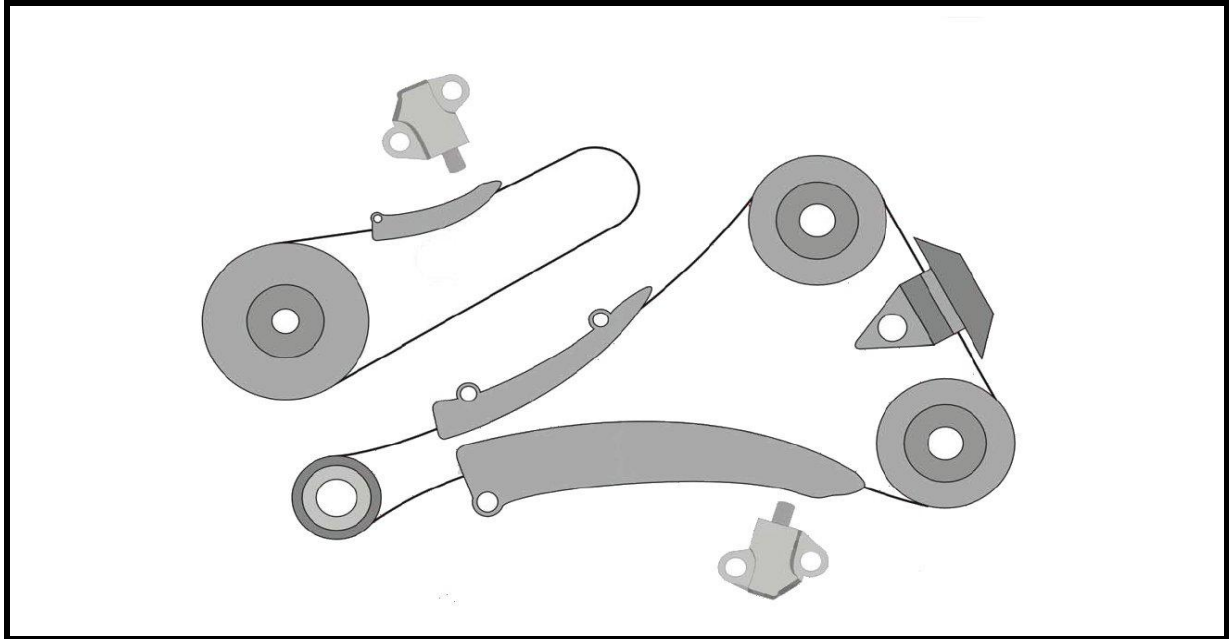
NR DOKUJI: JE0035

Brak zdjęcia

MARKA	MODEL	SILNIK
HYUNDAI	H-1	2.5TD 16V (DOHC) CRDi
HYUNDAI	H-1 autobus (KMF)	2.5TD 16V (DOHC) CRDi
HYUNDAI	H-1 autobus (KMF)	2.5TD 16V (DOHC) CRDi 4WD
HYUNDAI	H-1 nadwozie pełne	2.5TD 16V (DOHC) CRDi
HYUNDAI	H-1 Travel	2.5TD 16V (DOHC) CRDi
HYUNDAI	PORTER nadwozie pełne	2.5TD 16V (DOHC) CRDi
HYUNDAI	PORTER pick-up	2.5TD 16V (DOHC) CRDi
KIA	SORENTO I (JC)	2.5TD 16V (DOHC) CRDi 4WD

PRODUCENT SILNIKA: HYUNDAI
TYP SILNIKA: D4FA

NR DOKUJI: JE0034



MARKA	MODEL	SILNIK
HYUNDAI	ACCENT (MC)	1.5TD 16V (DOHC) GLS CRDi
HYUNDAI	ACCENT sedan (MC)	1.5TD 16V (DOHC) GLS CRDi
HYUNDAI	MATRIX (FC)	1.5TD 16V (DOHC) CRDi
HYUNDAI	MATRIX (FC)	1.5TD 16V (DOHC) CRDi VGT
KIA	CERATO	1.5TD 16V (DOHC) CRDi
KIA	CERATO sedan	1.5TD 16V (DOHC) CRDi
KIA	RIO II	1.5TD 16V (DOHC) CRDi
KIA	RIO II Sedan	1.5TD 16V (DOHC) CRDi

PRODUCENT SILNIKA: MITSUBISHI
TYP SILNIKA: 4G52 / 4G54


NR DOKUJI: JE0014



MARKA	MODEL	SILNIK
MITSUBISHI	CELESTE (A7_)	2.0 8V (SOHC) GSR (A78)
MITSUBISHI	CELESTE (A7_)	2.0 8V (SOHC) GSR (A78)
MITSUBISHI	CELESTE (A7_)	2.0 8V (SOHC) GSR (A78)
MITSUBISHI	GALANT I (A12_)	2.0 8V (SOHC)
MITSUBISHI	GALANT I (A12_)	2.0 8V (SOHC) GLX
MITSUBISHI	GALANT I Station Wagon (A12_V)	2.0 8V (SOHC) GLX (A123V)
MITSUBISHI	SAPPORO I (A12_)	2.0 8V (SOHC) (A123)
MITSUBISHI	SAPPORO I (A12_)	2.0 8V (SOHC) (A123)
MITSUBISHI	SAPPORO I (A12_)	2.0 8V (SOHC) (A123)
WÓZKI WIDŁOWE	MITSUBISHI 2,0 4G52	2.0 8V (SOHC)

PRODUCENT SILNIKA: MITSUBISHI
TYP SILNIKA: 4G52 / 4G54


NR DOKUJI: JE0015



MARKA	MODEL	SILNIK
MITSUBISHI	CELESTE (A7_)	2.0 8V (SOHC) GSR (A78)
MITSUBISHI	CELESTE (A7_)	2.0 8V (SOHC) GSR (A78)
MITSUBISHI	CELESTE (A7_)	2.0 8V (SOHC) GSR (A78)
MITSUBISHI	GALANT I (A12_)	2.0 8V (SOHC)
MITSUBISHI	GALANT I (A12_)	2.0 8V (SOHC) GLX
MITSUBISHI	GALANT I Station Wagon (A12_V)	2.0 8V (SOHC) GLX (A123V)
MITSUBISHI	L 200 (K_T)	2.6 8V (SOHC) 4WD (K33T)
MITSUBISHI	SAPPORO I (A12_)	2.0 8V (SOHC) (A123)
MITSUBISHI	SAPPORO I (A12_)	2.0 8V (SOHC) (A123)

PRODUCENT SILNIKA: MITSUBISHI
TYP SILNIKA: 4G52 / 4G54

NR DOKUJI: JE0016



MARKA	MODEL	SILNIK
mitsubishi	GALANT I (A12_)	2.0 8V (SOHC)
mitsubishi	GALANT I (A12_)	2.0 8V (SOHC) GLX
mitsubishi	GALANT I Station Wagon (A12_V)	2.0 8V (SOHC) GLX (A123V)
mitsubishi	PAJERO I samochód terenowy otwarty (L04_G)	2.6 8V (SOHC) (L042G. L047G)
mitsubishi	STARION (A18_A)	2.6i 8V (SOHC) (A187A)
WÓZKI WIDŁOWE	CLARK 2,0 4G52	2.0 4G52
WÓZKI WIDŁOWE	CLARK 2,4 4G53	2.4 4G53
WÓZKI WIDŁOWE	CLARK 2,6 4G54	2.6 4G54
WÓZKI WIDŁOWE	MITSUBISHI 2,0 4G52	2.0 4G52
WÓZKI WIDŁOWE	MITSUBISHI 2,6 4G54	2.6 4G54

PRODUCENT SILNIKA: MITSUBISHI
TYP SILNIKA: 4M40T

NR DOKUJI: JE0017



MARKA	MODEL	SILNIK
KOPARKA	CATERPILLAR 4M40 SERIA 307B/307 C/SB	4M40
MITSUBISHI	CANTER FB631	2.8D OHC
MITSUBISHI	CANTER FB631	2.8DT OHC
MITSUBISHI	CANTER FE531	2.8D OHC
MITSUBISHI	PAJERO II (V2_W, V4_W)	2.8TD 8V (SOHC) (V46W)
WÓZKI WIDŁOWE	MITSUBISHI 2,8D 4M40	2.8D 4M40

PRODUCENT SILNIKA: MITSUBISHI
TYP SILNIKA: 4M41

NR DOKUJI: JE0036



MARKA	MODEL	SILNIK
MITSUBISHI	PAJERO III (V60, V70) (V68W. V78W)	3.2 DI-D 16V (DOHC)
MITSUBISHI	PAJERO III (V60, V70) (V68W. V78W)	3.2 DI-D 16V (DOHC)
MITSUBISHI	PAJERO IV (V80, V90) (V88W. V98W)	3.2 DI-D 16V (DOHC)
MITSUBISHI	PAJERO IV (V80, V90) (V88W. V98W)	3.2 DI-D 16V (DOHC)

PRODUCENT SILNIKA: MITSUBISHI
TYP SILNIKA: 4M41 / T


NR DOKUJI: JE0018



MARKA	MODEL	SILNIK
MITSUBISHI	PAJERO III (V60, V70) (V68W. V78W)	3.2 DI-D 16V (DOHC)
MITSUBISHI	PAJERO III (V60, V70) (V68W. V78W)	3.2 DI-D 16V (DOHC)
MITSUBISHI	PAJERO IV (V80, V90) (V88W. V98W)	3.2 DI-D 16V (DOHC)
MITSUBISHI	PAJERO IV (V80, V90) (V88W. V98W)	3.2 DI-D 16V (DOHC)

PRODUCENT SILNIKA: NISSAN
TYP SILNIKA: CG10 / CG13

NR DOKUJI: JE0005



MARKA	MODEL	SILNIK
NISSAN	MICRA (K11)	1.0i 16V (DOHC)
NISSAN	MICRA (K11)	1.0i 16V (DOHC)
NISSAN	MICRA (K11)	1.3i 16V (DOHC)
WÓZKI WIDŁOWE	NISSAN 1,3 CG13	1.3 CG13

PRODUCENT SILNIKA: NISSAN
TYP SILNIKA: CR12 / CR14DE


NR DOKUJI: JE0009



MARKA	MODEL	SILNIK
NISSAN	MICRA (K12)	1.2i 16V (DOHC)
NISSAN	MICRA (K12)	1.2i 16V (DOHC)
NISSAN	MICRA (K12)	1.4i 16V (DOHC)

PRODUCENT SILNIKA: NISSAN
TYP SILNIKA: GA14 / GA16


NR DOKUJI: JE0003



MARKA	MODEL	SILNIK
NISSAN	100 NX (B13)	1.6 16v (DOHC)
NISSAN	100 NX (B13)	1.6i 16V (DOHC) SR
NISSAN	ALMERA I (N15)	1.4i 16V (DOHC)
NISSAN	ALMERA I (N15)	1.4i 16V (DOHC) GX.LX
NISSAN	ALMERA I Hatchback (N15)	1.4i 16V (DOHC)
NISSAN	ALMERA I Hatchback (N15)	1.4i 16V (DOHC) S.GX.LX
NISSAN	ALMERA I (N15)	1.6i 16V (DOHC)
NISSAN	ALMERA I (N15)	1.6i 16V (DOHC) SLX
NISSAN	ALMERA I Hatchback (N15)	1.6i 16V (DOHC)
NISSAN	ALMERA I Hatchback (N15)	1.6i 16V (DOHC) SR.SLX
NISSAN	PRIMERA (P10)	1.6 16V (DOHC)
NISSAN	PRIMERA (P10)	1.6i 16V (DOHC)
NISSAN	PRIMERA Hatchback (P10)	1.6 16V (DOHC)
NISSAN	PRIMERA Kombi (W10)	1.6 16V (DOHC)
NISSAN	PRIMERA Kombi (W10)	1.6i 16V (DOHC)
NISSAN	PRIMERA Kombi (WP11)	1.6i 16V (DOHC)
NISSAN	PRIMERA Kombi (WP11)	1.6i 16V (DOHC)
NISSAN	SERENA (C23M)	1.6i 16V (DOHC)
NISSAN	SUNNY III Hatchback (N14)	1.4 16V (DOHC)
NISSAN	SUNNY III Liftback (N14)	1.4 16V (DOHC)
NISSAN	SUNNY III Hatchback (N14)	1.6 16V (DOHC)
NISSAN	SUNNY III Kombi nadwozie pełne (Y10)	1.6i 16V (DOHC)
NISSAN	SUNNY III Liftback (N14)	1.6 16V (DOHC)
NISSAN	VANETTE CARGO autobus (HC 23)	1.6i 16V (DOHC)
NISSAN	VANETTE CARGO nadwozie pełne (HC 23)	1.6i 16V (DOHC)

PRODUCENT SILNIKA: NISSAN
TYP SILNIKA: GA14 / GA16

NR DOKUJI: JE0004



MARKA	MODEL	SILNIK
NISSAN	ALMERA I (N15)	1.6i 16V (DOHC)
NISSAN	ALMERA I (N15)	1.6i 16V (DOHC) SLX
NISSAN	PRIMERA (P11)	1.6i 16V (DOHC)
NISSAN	PRIMERA (P11)	1.6i 16V (DOHC)
NISSAN	PRIMERA Hatchback (P11)	1.6i 16V (DOHC)
NISSAN	PRIMERA Hatchback (P11)	1.6i 16V (DOHC)
NISSAN	PRIMERA Kombi (WP11)	1.6i 16V (DOHC)
NISSAN	PRIMERA Kombi (WP11)	1.6i 16V (DOHC)
NISSAN	SERENA (C23M)	1.6i 16V (DOHC)
NISSAN	VANETTE CARGO autobus (HC 23)	1.6i 16V (DOHC)
NISSAN	VANETTE CARGO nadwozie pełne (HC 23)	1.6i 16V (DOHC)

PRODUCENT SILNIKA: NISSAN
TYP SILNIKA: H20 / H25 / H30

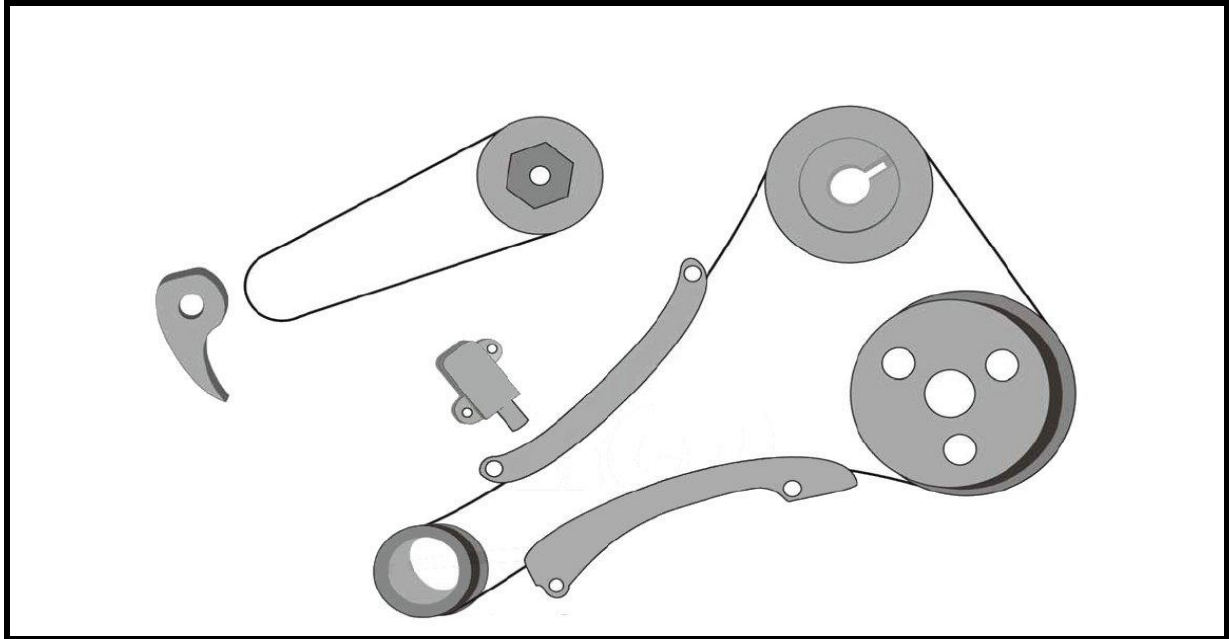
NR DOKUJI: JE0001



MARKA	MODEL	SILNIK
NISSAN	URVAN nadwozie pełne (E23)	2.0 8V (SOHC)
WÓZKI WIDŁOWE	DAEWOO 2,0 H20 OLD	2.0 H20 OLD
WÓZKI WIDŁOWE	DAEWOO 2,0 H20II NEW	2.0 H20II NEW
WÓZKI WIDŁOWE	KOMATSU 1,5 H15	1.5 H15
WÓZKI WIDŁOWE	KOMATSU 2,0 H20 OLD	2.0 H20 OLD
WÓZKI WIDŁOWE	KOMATSU 2,0 H20II NEW	2.0 H20II NEW
WÓZKI WIDŁOWE	KOMATSU 2,5 H25	2.5 H25
WÓZKI WIDŁOWE	NISSAN 1,5 H15	1.5 H15
WÓZKI WIDŁOWE	NISSAN 2,5 H25	2.5 H25
WÓZKI WIDŁOWE	NISSAN 3,0 H30	3.0 H30
WÓZKI WIDŁOWE	TCM 1,5 H15	1.5 H15
WÓZKI WIDŁOWE	TCM 2,0 H20 OLD	2.0 H20 OLD
WÓZKI WIDŁOWE	TCM 2,5 H25	2.5 H25

PRODUCENT SILNIKA: NISSAN
TYP SILNIKA: HR15DE / HR16DE / HR18DE


NR DOKUJI: JE0039



MARKA	MODEL	SILNIK
NISSAN	CUBE (Z12)	1.6i 16V (DOHC)
NISSAN	JUKE	1.6i 16V (DOHC)
NISSAN	MICRA (K12)	1.6i 16V (DOHC) SR
NISSAN	MICRA (K12) C+C	1.6i 16V (DOHC) SR
NISSAN	NOTE (E11)	1.6i 16V (DOHC)
NISSAN	NV200	1.6i 16V (DOHC) VAN (M20)
NISSAN	QASHQAI (J10)	1.6i 16V (DOHC)
NISSAN	TIIDA hatchback (C11X)	1.6i 16V (DOHC)
NISSAN	TIIDA sedan (SC11X)	1.6i 16V (DOHC)

PRODUCENT SILNIKA: NISSAN
TYP SILNIKA: KA24E


NR DOKUJI: JE0002



MARKA	MODEL	SILNIK
NISSAN	PICK UP (D21)	2.4i 12V (SOHC)
NISSAN	PICK UP (D22)	2.4i 12V (SOHC)
NISSAN	PICK UP (D22)	2.4i 12V (SOHC) 4WD
NISSAN	TERRANO II (R20)	2.4i 12V (SOHC) 4WD
NISSAN	TERRANO II (R20)	2.4i 12V (SOHC) 4WD
NISSAN	TERRANO II (R20)	2.4i 12V (SOHC) 4WD

PRODUCENT SILNIKA: NISSAN
TYP SILNIKA: QG15 / QG16 DOHC


NR DOKUJI: JE0010



MARKA	MODEL	SILNIK
NISSAN	ALMERA II (N16)	1.5i 16V (DOHC)
NISSAN	ALMERA II (N16)	1.5i 16V (DOHC)
NISSAN	ALMERA II (N16)	1.8i 16V (DOHC)
NISSAN	ALMERA II (N16)	1.8i 16V (DOHC)
NISSAN	ALMERA II Hatchback (N16)	1.5i 16V (DOHC)
NISSAN	ALMERA II Hatchback (N16)	1.5i 16V (DOHC)
NISSAN	PRIMERA (P11)	1.6i 16V (DOHC)
NISSAN	PRIMERA (P11)	1.8i 16V (DOHC)
NISSAN	PRIMERA (P12)	1.8i 16V (DOHC)
NISSAN	PRIMERA Hatchback (P11)	1.6i 16V (DOHC)
NISSAN	PRIMERA Hatchback (P11)	1.8i 16V (DOHC)
NISSAN	PRIMERA Hatchback (P12)	1.6i 16V (DOHC)
NISSAN	PRIMERA Hatchback (P12)	1.6i 16V (DOHC)
NISSAN	PRIMERA Hatchback (P12)	1.8i 16V (DOHC)
NISSAN	PRIMERA Kombi (WP11)	1.8i 16V (DOHC)
NISSAN	PRIMERA Kombi (WP12)	1.6i 16V (DOHC)
NISSAN	PRIMERA Kombi (WP12)	1.8i 16V (DOHC)

PRODUCENT SILNIKA: NISSAN
TYP SILNIKA: QG16DE

NR DOKUJI: JE0011



MARKA	MODEL	SILNIK
NISSAN	ALMERA II (N16)	1.8i 16V (DOHC)
NISSAN	ALMERA II (N16)	1.8i 16V (DOHC)
NISSAN	ALMERA II Hatchback (N16)	1.8i 16V (DOHC)
NISSAN	ALMERA II Hatchback (N16)	1.8i 16V (DOHC)
NISSAN	ALMERA TINO (V10)	1.8i 16V (DOHC)
NISSAN	ALMERA TINO (V10)	1.8i 16V (DOHC)
NISSAN	PRIMERA (P12)	1.6i 16V (DOHC)
NISSAN	PRIMERA (P12)	1.6i 16V (DOHC)
NISSAN	PRIMERA (P12)	1.8i 16V (DOHC)
NISSAN	PRIMERA Hatchback (P12)	1.6i 16V (DOHC)
NISSAN	PRIMERA Hatchback (P12)	1.6i 16V (DOHC)
NISSAN	PRIMERA Hatchback (P12)	1.8i 16V (DOHC)
NISSAN	PRIMERA Kombi (WP12)	1.6i 16V (DOHC)
NISSAN	PRIMERA Kombi (WP12)	1.8i 16V (DOHC)

PRODUCENT SILNIKA: NISSAN
TYP SILNIKA: QR20DE

NR DOKUJI: JE0012



MARKA	MODEL	SILNIK
NISSAN	PRIMERA (P12)	2.0i 16V (DOHC)
NISSAN	PRIMERA Hatchback (P12)	2.0i 16V (DOHC)
NISSAN	PRIMERA Kombi (WP12)	2.0i 16V (DOHC)
NISSAN	X-TRAIL (T30)	2.0i 16V (DOHC)
NISSAN	X-TRAIL (T30)	2.0i 16V (DOHC) 4x4

PRODUCENT SILNIKA: NISSAN
TYP SILNIKA: QR25DE


NR DOKUJI: JE0013



MARKA	MODEL	SILNIK
NISSAN	ALTIMA	2.5i 16V (DOHC)
NISSAN	ALTIMA	2.5i 16v (DOHC)
NISSAN	X-TRAIL (T30)	2.5i 16V (DOHC) 4x4
NISSAN	X-TRAIL (T31)	2.5i 16V (DOHC) 4x4

PRODUCENT SILNIKA: NISSAN
TYP SILNIKA: SR20


NR DOKUJI: JE0006



MARKA	MODEL	SILNIK
NISSAN	100 NX (B13)	2.0i 16V (DOHC) GTi
NISSAN	200 SX (S14)	2.0iT 16V (DOHC)
NISSAN	ALMERA I Hatchback (N15)	2.0i 16V (DOHC) GTi
NISSAN	PRIMERA (P10)	2.0 16V (DOHC)
NISSAN	PRIMERA (P10)	2.0 16V (DOHC) 4x4
NISSAN	PRIMERA (P10)	2.0i 16V (DOHC)
NISSAN	PRIMERA (P10)	2.0i 16V (DOHC) GT
NISSAN	PRIMERA (P11)	2.0i 16V (DOHC)
NISSAN	PRIMERA (P11)	2.0i 16V (DOHC)
NISSAN	PRIMERA (P11)	2.0i 16V (DOHC)
NISSAN	PRIMERA (P11)	2.0i 16V (DOHC)
NISSAN	PRIMERA Hatchback (P10)	2.0 16V (DOHC)
NISSAN	PRIMERA Hatchback (P10)	2.0 16V (DOHC) 4x4
NISSAN	PRIMERA Hatchback (P10)	2.0i 16V (DOHC)
NISSAN	PRIMERA Hatchback (P11)	2.0i 16V (DOHC)
NISSAN	PRIMERA Hatchback (P11)	2.0i 16V (DOHC)
NISSAN	PRIMERA Hatchback (P11)	2.0i 16V (DOHC)
NISSAN	PRIMERA Hatchback (P11)	2.0i 16V (DOHC)
NISSAN	PRIMERA Kombi (WP11)	2.0i 16V (DOHC)
NISSAN	PRIMERA Kombi (WP11)	2.0i 16V (DOHC)
NISSAN	PRIMERA Kombi (WP11)	2.0i 16V (DOHC)
NISSAN	SERENA (C23M)	2.0i 16V (DOHC)
NISSAN	SUNNY III Hatchback (N14)	2.0i 16V (DOHC) GTi
NISSAN	SUNNY III Hatchback (N14)	2.0iT 16V (DOHC) GTi-R 4x4
NISSAN	SUNNY III Liftback (N14)	2.0i 16V (DOHC)

PRODUCENT SILNIKA: NISSAN
TYP SILNIKA: VQ20DE / VQ30DE


NR DOKUJI: JE0008



MARKA	MODEL	SILNIK
NISSAN	MAXIMA QX (A32)	2.0i V6 24V (DOHC)
NISSAN	MAXIMA QX (A32)	2.5i V6 24V (DOHC)
NISSAN	MAXIMA QX (A32)	3.0i V6 24V (DOHC)
NISSAN	MAXIMA QX (A33)	2.0i V6 24V (DOHC)
NISSAN	MAXIMA QX (A33)	3.0i V6 24V (DOHC)

PRODUCENT SILNIKA: NISSAN
TYP SILNIKA: YD22DTi

NR DOKUJI: JE0038



MARKA	MODEL	SILNIK
NISSAN	ALMERA II (N16)	2.2dCi 16V (DOHC)
NISSAN	ALMERA II Hatchback (N16)	2.2dCi 16V (DOHC)
NISSAN	ALMERA TINO (V10)	2.2dCi 16V (DOHC)
NISSAN	PRIMERA (P12)	2.2dCi 16V (DOHC)
NISSAN	PRIMERA (P12)	2.2dCi 16V (DOHC)
NISSAN	PRIMERA Hatchback (P12)	2.2dCi 16V (DOHC)
NISSAN	PRIMERA Hatchback (P12)	2.2dCi 16V (DOHC)
NISSAN	PRIMERA Kombi (WP12)	2.2dCi 16V (DOHC)
NISSAN	PRIMERA Kombi (WP12)	2.2dCi 16V (DOHC)
NISSAN	X-TRAIL (T30)	2.2dCi 16V (DOHC)
NISSAN	X-TRAIL (T30)	2.2dCi 16V (DOHC) 4x4
NISSAN	X-TRAIL (T30)	2.2dCi 16V (DOHC) 4x4

PRODUCENT SILNIKA: NISSAN
TYP SILNIKA: YD25DDT


NR DOKUJI: JE0007



MARKA	MODEL	SILNIK
NISSAN	ALMERA II (N16)	2.2dCi 16V (DOHC)
NISSAN	ALMERA II (N16)	2.2dCi 16V (DOHC)
NISSAN	ALMERA II (N16)	2.2dCi 16V (DOHC)
NISSAN	ALMERA II Hatchback (N16)	2.2dCi 16V (DOHC)
NISSAN	ALMERA II Hatchback (N16)	2.2dCi 16V (DOHC)
NISSAN	ALMERA II Hatchback (N16)	2.2dCi 16V (DOHC)
NISSAN	ALMERA TINO (V10)	2.2dCi 16V (DOHC)
NISSAN	ALMERA TINO (V10)	2.2dCi 16V (DOHC)
NISSAN	ALMERA TINO (V10)	2.2dCi 16V (DOHC)
NISSAN	PATHFINDER (R51)	2.5dCi 16V (DOHC) 4WD
NISSAN	PICK UP (D22)	2.5dCi 16V (DOHC)
NISSAN	PICK UP (D22)	2.5dCi 16V (DOHC) 4WD
NISSAN	PRIMERA (P12)	2.2dCi 16V (DOHC)
NISSAN	PRIMERA (P12)	2.2dCi 16V (DOHC)
NISSAN	PRIMERA Hatchback (P12)	2.2dCi 16V (DOHC)
NISSAN	PRIMERA Hatchback (P12)	2.2dCi 16V (DOHC)
NISSAN	PRIMERA Kombi (WP12)	2.2dCi 16V (DOHC)
NISSAN	PRIMERA Kombi (WP12)	2.2dCi 16V (DOHC)
NISSAN	X-TRAIL (T30)	2.2dCi 16V (DOHC) 4x4
NISSAN	X-TRAIL (T30)	2.2dCi 16V (DOHC) 4x4

PRODUCENT SILNIKA: NISSAN
TYP SILNIKA: ZD30DDTi

NR DOKUJI: JE0037



MARKA	MODEL	SILNIK
NISSAN	PATROL GR II (Y61)	3.0TD 16V (DOHC)
NISSAN	PATROL GR II (Y61)	3.0TD 16V (DOHC)
NISSAN	TERRANO II (R20)	3.0TD 16V (DOHC) 4WD

PRODUCENT SILNIKA: SUZUKI
TYP SILNIKA: H25 H27 H20


NR DOKUJI: JE0020



MARKA	MODEL	SILNIK
SUZUKI	GRAND VITARA (FT, GT)	2.5i V6 24V (DOHC)
SUZUKI	GRAND VITARA (FT, GT)	2.5i V6 24V (DOHC) (FT)
SUZUKI	GRAND VITARA (FT, GT)	2.7i V6 24V (DOHC) XL-7
SUZUKI	GRAND VITARA (FT, GT)	2.7i V6 24V (DOHC) XL-7
SUZUKI	VITARA (ET, TA)	2.0i V6 24V (DOHC) (ET)

PRODUCENT SILNIKA: SUZUKI
TYP SILNIKA: J20 / J18


NR DOKUJI: JE0019



MARKA	MODEL	SILNIK
SUZUKI	BALENO hatchback (EG)	1.8i 16V (DOHC) GT
SUZUKI	BALENO kombi (EG)	1.8i 16V (DOHC)
SUZUKI	GRAND VITARA	2.0i 16V (DOHC)
SUZUKI	GRAND VITARA (FT, GT)	2.0i 16V (DOHC)
SUZUKI	VITARA (ET, TA)	2.0i 16V (DOHC) (ET)
SUZUKI	VITARA Cabrio (ET, TA)	2.0i 16V (DOHC) (ET)

PRODUCENT SILNIKA: SUZUKI
TYP SILNIKA: M13A

NR DOKUJI: JE0040



MARKA	MODEL	SILNIK
SUZUKI	IGNIS (FH)	1.3i 16V (DOHC)
SUZUKI	IGNIS (FH)	1.3i 16V (DOHC) 4WD
SUZUKI	IGNIS II	1.3i 16V (DOHC)
SUZUKI	IGNIS II	1.3i 16V (SOHC) 4x4
SUZUKI	JIMNY (FJ)	1.3i 16V (DOHC)
SUZUKI	JIMNY (FJ)	1.3i 16V (DOHC) 4WD
SUZUKI	LIANA kombi (ER)	1.3i 16V (DOHC)
SUZUKI	SWIFT III (SG)	1.3i 16V (DOHC)
SUZUKI	SWIFT III (SG)	1.3i 16V (SOHC) 4x4
SUZUKI	WAGON R+ II (MM)	1.3i 16V (DOHC)

PRODUCENT SILNIKA: SUZUKI
TYP SILNIKA: Z13DT / Z13DTH / Z13DTJ

NR DOKUJI: JE0021



MARKA	MODEL	SILNIK
SUZUKI	IGNIS II	1.3TD 16V (DOHC) DDiS
SUZUKI	SPLASH	1.3CDTi 16V (DOHC)
SUZUKI	SWIFT III (SG)	1.3TD 16V (DOHC) DDiS
SUZUKI	SWIFT III (SG)	1.3TD 16V (DOHC) DDiS
SUZUKI	WAGON R+ II (MM)	1.3TD 16V (DOHC) DDiS

PRODUCENT SILNIKA: TOYOTA
TYP SILNIKA: 1AD-FTV

NR DOKUJI: JE0041

Brak zdjęcia

MARKA	MODEL	SILNIK
TOYOTA	AURIS	2.0D-4D 16V (DOHC)
TOYOTA	AVENSIS II Kombi (T25)	2.0D-4D 16V (DOHC)
TOYOTA	AVENSIS II Liftback (T25)	2.0D-4D 16V (DOHC)
TOYOTA	AVENSIS II Sedan (T25)	2.0D-4D 16V (DOHC)
TOYOTA	AVENSIS III Kombi (T27)	2.0D-4D 16V (DOHC)
TOYOTA	AVENSIS III Sedan (T27)	2.0D-4D 16V (DOHC)
TOYOTA	COROLLA X Sedan (_E15_)	2.0D-4D 16V (DOHC)
TOYOTA	VERSO	2.0D-4D 16V (DOHC)

PRODUCENT SILNIKA: TOYOTA
TYP SILNIKA: 1AZ-FE

NR DOKUJI: JE0029



MARKA	MODEL	SILNIK
TOYOTA	AVENSIS VERSO (AC)	2.0i 16V (DOHC) VVT-i
TOYOTA	RAV 4 II (XA2)	2.0i 16V (DOHC) VVT-i 4WD
TOYOTA	RAV 4 III (ACA_, ACE_)	2.0i 16V (DOHC) VVT-i FWD

PRODUCENT SILNIKA: TOYOTA
TYP SILNIKA: 1FZFE


NR DOKUJI: JE0042



MARKA	MODEL	SILNIK
TOYOTA	LAND CRUISER 80 (_J8_)	4.5i R6 24V (DOHC) (FZJ80_)

PRODUCENT SILNIKA: TOYOTA
TYP SILNIKA: 1NZ-FE

NR DOKUJI: JE0027



MARKA	MODEL	SILNIK
TOYOTA	PRIUS (NHW11)	1.5i 16V (DOHC) HYBRYDA
TOYOTA	PRIUS (NHW20)	1.5i 16V (DOHC) HYBRYDA
TOYOTA	YARIS I (_CP10)	1.3i 16V (DOHC) (NCP10)
TOYOTA	YARIS I (_CP10)	1.5i 16V (DOHC) (NCP13) VVT-i TS
TOYOTA	YARIS I (_CP10)	1.5i 16V (DOHC) VVT-i TS
TOYOTA	YARIS I (_CP10)	1.5i 16V (DOHC) VVT-i TS
TOYOTA	YARIS VERSO (NC/LP2_)	1.3i 16V (DOHC) (NCP22)
TOYOTA	YARIS VERSO (NC/LP2_)	1.3i 16V (DOHC) (CP22)
TOYOTA	YARIS VERSO (NC/LP2_)	1.5i 16V (DOHC) (NCP21)
TOYOTA	YARIS VERSO (NC/LP2_)	1.5i 16V (DOHC) (NCP21)

PRODUCENT SILNIKA: TOYOTA
TYP SILNIKA: 1SZ-FE

NR DOKUJI: JE0030



MARKA	MODEL	SILNIK
TOYOTA	YARIS I (_CP10)	1.0i 16V (DOHC)
TOYOTA	YARIS I (_CP10)	1.0i 16V (DOHC) (SCP10)

PRODUCENT SILNIKA: TOYOTA
TYP SILNIKA: 1ZZFE / 4ZZFE

NR DOKUJI: JE0024



MARKA	MODEL	SILNIK
TOYOTA	AURIS	1.4i 16V (DOHC) VVT-i
TOYOTA	AVENSIS I Kombi (T22)	1.6i 16V (DOHC) VVT-i
TOYOTA	AVENSIS I Kombi (T22)	1.8i 16V (DOHC) VVT-i
TOYOTA	AVENSIS I Liftback (T22)	1.6i 16V (DOHC) VVT-i
TOYOTA	AVENSIS I Liftback (T22)	1.8i 16V (DOHC) VVT-i
TOYOTA	AVENSIS I Sedan (T22)	1.6i 16V (DOHC) VVT-i
TOYOTA	AVENSIS I Sedan (T22)	1.8i 16V (DOHC) VVT-i
TOYOTA	CELICA VII (ZZT23_)	1.8i 16V (DOHC) (ZZT230) VVT-i
TOYOTA	COROLLA VIII Hatchback (_E11_)	1.4i 16V (DOHC) (ZZE111) VVT-i
TOYOTA	COROLLA VIII Hatchback (_E11_)	1.6i 16V (DOHC) (ZZE112) VVT-i
TOYOTA	COROLLA VIII Kombi (_E11_)	1.4i 16V (DOHC) (ZZE111) VVT-i
TOYOTA	COROLLA VIII Kombi (_E11_)	1.6i 16V (DOHC) (ZZE112) VVT-i
TOYOTA	COROLLA VIII Liftback (_E11_)	1.4i 16V (DOHC) (ZZE111) VVT-i
TOYOTA	COROLLA VIII Liftback (_E11_)	1.6i 16V (DOHC) (ZZE112) VVT-i
TOYOTA	COROLLA VIII Sedan (_E11_)	1.4i 16V (DOHC) (ZZE111) VVT-i
TOYOTA	COROLLA VIII Sedan (_E11_)	1.6i 16V (DOHC) (ZZE112) VVT-i
TOYOTA	COROLLA IX Hatchback (_E12_)	1.4i 16V (DOHC) VVT-i
TOYOTA	COROLLA IX Hatchback (_E12_)	1.6i 16V (DOHC) VVT-i
TOYOTA	COROLLA IX Kombi (_E12_)	1.4i 16V (DOHC) VVT-i
TOYOTA	COROLLA IX Kombi (_E12_)	1.6i 16V (DOHC) VVT-i
TOYOTA	COROLLA IX Sedan (_E12_)	1.4i 16V (DOHC) VVT-i
TOYOTA	COROLLA IX Sedan (_E12_)	1.6i 16V (DOHC) VVT-i
TOYOTA	COROLLA Verso (_E12J_)	1.4i 16V (DOHC) VVT-i
TOYOTA	COROLLA Verso (_E12J_)	1.6i 16V (DOHC) VVT-i

c.d. na kolejnej stronie ->

NR DOKUJI: JE0024

MARKA	MODEL	SILNIK
TOYOTA	COROLLA Verso (ZER_,ZZE_)	1.6i 16V (DOHC) VVT-i
TOYOTA	COROLLA Verso (ZER_,ZZE_)	1.8i 16V (DOHC) VVT-i
TOYOTA	MATRIX	1.8i 16V (DOHC) (ZZE13) VVT-i
TOYOTA	MR 2 (_W3_)	1.8i 16V (DOHC) (ZZW30) VVT-i
TOYOTA	RAV 4 II (XA2)	1.8i 16V (DOHC) VVT-i

PRODUCENT SILNIKA: TOYOTA
TYP SILNIKA: 1ZZFE / 4ZZFE

NR DOKUJI: JE0026



MARKA	MODEL	SILNIK
TOYOTA	AURIS	1.4i 16V (DOHC) VVT-i
TOYOTA	AVENSIS I Kombi (T22)	1.6i 16V (DOHC) VVT-i
TOYOTA	AVENSIS I Kombi (T22)	1.8i 16V (DOHC) VVT-i
TOYOTA	AVENSIS I Liftback (T22)	1.6i 16V (DOHC) VVT-i
TOYOTA	AVENSIS I Liftback (T22)	1.8i 16V (DOHC) VVT-i
TOYOTA	AVENSIS I Sedan (T22)	1.6i 16V (DOHC) VVT-i
TOYOTA	AVENSIS I Sedan (T22)	1.8i 16V (DOHC) VVT-i
TOYOTA	AVENSIS II Kombi (T25)	1.6i 16V (DOHC) VVT-i
TOYOTA	AVENSIS II Kombi (T25)	1.8i 16V (DOHC) VVT-i
TOYOTA	AVENSIS II Liftback (T25)	1.6i 16V (DOHC) VVT-i
TOYOTA	AVENSIS II Liftback (T25)	1.8i 16V (DOHC) VVT-i
TOYOTA	AVENSIS II Sedan (T25)	1.6i 16V (DOHC) VVT-i
TOYOTA	AVENSIS II Sedan (T25)	1.8i 16V (DOHC) VVT-i
TOYOTA	CELICA VII (ZZT23_)	1.8i 16V (DOHC) (ZZT230) VVT-i
TOYOTA	COROLLA VIII Hatchback (_E11_)	1.4i 16V (DOHC) (ZZE111) VVT-i
TOYOTA	COROLLA VIII Hatchback (_E11_)	1.6i 16V (DOHC) (ZZE112) VVT-i
TOYOTA	COROLLA VIII Kombi (_E11_)	1.4i 16V (DOHC) (ZZE111) VVT-i
TOYOTA	COROLLA VIII Kombi (_E11_)	1.6i 16V (DOHC) (ZZE112) VVT-i
TOYOTA	COROLLA VIII Liftback (_E11_)	1.4i 16V (DOHC) (ZZE111) VVT-i
TOYOTA	COROLLA VIII Liftback (_E11_)	1.6i 16V (DOHC) (ZZE112) VVT-i
TOYOTA	COROLLA VIII Sedan (_E11_)	1.4i 16V (DOHC) (ZZE111) VVT-i
TOYOTA	COROLLA VIII Sedan (_E11_)	1.6i 16V (DOHC) (ZZE112) VVT-i
TOYOTA	COROLLA IX Hatchback (_E12_)	1.4i 16V (DOHC) VVT-i
TOYOTA	COROLLA IX Hatchback (_E12_)	1.6i 16V (DOHC) VVT-i

c.d. na kolejnej stronie ->

NR DOKUJI: JE0026

MARKA	MODEL	SILNIK
TOYOTA	COROLLA IX Kombi (_E12_)	1.4i 16V (DOHC) VVT-i
TOYOTA	COROLLA IX Kombi (_E12_)	1.6i 16V (DOHC) VVT-i
TOYOTA	COROLLA IX Sedan (_E12_)	1.6i 16V (DOHC) VVT-i
TOYOTA	COROLLA Verso (_E12J_)	1.4i 16V (DOHC) VVT-i
TOYOTA	COROLLA Verso (_E12J_)	1.6i 16V (DOHC) VVT-i
TOYOTA	COROLLA Verso (_E12J_)	1.8i 16V (DOHC) VVT-i
TOYOTA	COROLLA Verso (ZER_,ZZE_)	1.6i 16V (DOHC) VVT-i
TOYOTA	COROLLA Verso (ZER_,ZZE_)	1.8i 16V (DOHC) VVT-i
TOYOTA	MATRIX	1.8i 16V (DOHC) (ZZE13) VVT-i
TOYOTA	MR 2 (_W3_)	1.8i 16V (DOHC) (ZZW30) VVT-i
TOYOTA	RAV 4 II (XA2)	1.8i 16V (DOHC) VVT-i

PRODUCENT SILNIKA: TOYOTA
TYP SILNIKA: 2TZFE


NR DOKUJI: JE0023



MARKA	MODEL	SILNIK
TOYOTA	PREVIA (TCR1_, 2_)	2.4i 16V (DOHC) VVT-i
TOYOTA	PREVIA (TCR1_, 2_)	2.4i 16V (DOHC) VVT-i 4WD

PRODUCENT SILNIKA: TOYOTA
TYP SILNIKA: 2Y / 3Y / 4Y

NR DOKUJI: JE0022



MARKA	MODEL	SILNIK
WÓZKI WIDŁOWE	TOYOTA 2,2 4Y	2.2 4Y

PRODUCENT SILNIKA: TOYOTA
TYP SILNIKA: 2ZZ-GE


NR DOKUJI: JE0028



MARKA	MODEL	SILNIK
TOYOTA	CELICA VII (ZZT23_)	1.8i 16V (DOHC)(ZZT231) VVT-i TS
TOYOTA	COROLLA IX Hatchback (_E12_)	1.8i 16V (DOHC) VVTL-i TSP
TOYOTA	COROLLA IX Hatchback (_E12_)	1.8i 16V (DOHC) VVTL-i TSP

PRODUCENT SILNIKA: TOYOTA
TYP SILNIKA: 5K

NR DOKUJI: JE0025



MARKA	MODEL	SILNIK
WÓZKI WIDŁOWE	TOYOTA 1,5 5K	1.5 5K

Marka	Model	Silnik	Opis	Typ Silnika	Prod. Siln.	Nr Dokuji	Nr Str
CHRYSLER	300 M (LR)	2.7 V6 24V	1998-2002	EER	CHRYSLER	JE0032	5
CHRYSLER	CONCORDE	2.7 LX	1998-2002	EER	CHRYSLER	JE0032	5
CHRYSLER	SEBRING (JR)	2.7 V6 24V	2002-2004	EES	CHRYSLER	JE0033	6
CHRYSLER	SEBRING kabriolet (JR)	2.7 V6 24V	2002-2004	EES	CHRYSLER	JE0033	6
DAIHATSU	COPEN	1.3i 16V (DOHC)		K3-VE	DAIHATSU	JE0031	7
DAIHATSU	EXTOL autobus (S22_, S23_)	1.3i 16V (DOHC)		K3-VE	DAIHATSU	JE0031	7
DAIHATSU	MATERIA (M4_)	1.3i 16V (DOHC)		K3-VE	DAIHATSU	JE0031	7
DAIHATSU	SIRION (M1)	1.3i 16V (DOHC) Sport		K3-VE	DAIHATSU	JE0031	7
DAIHATSU	SIRION (M1)	1.3i 16V (DOHC) Sport 4WD		K3-VE	DAIHATSU	JE0031	7
DAIHATSU	SIRION (M3_)	1.3i 16V (DOHC)		K3-VE	DAIHATSU	JE0031	7
DAIHATSU	SIRION (M3_)	1.3i 16V (DOHC)		K3-VE	DAIHATSU	JE0031	7
DAIHATSU	SIRION (M3_)	1.3i 16V (DOHC) 4WD		K3-VE	DAIHATSU	JE0031	7
DAIHATSU	SIRION (M3_)	1.3i 16V (DOHC) 4WD		K3-VE	DAIHATSU	JE0031	7
DAIHATSU	TERIOS (J1)	1.3i 16V (DOHC)		K3-VE	DAIHATSU	JE0031	7
DAIHATSU	TERIOS (J1)	1.3i 16V (DOHC) 4WD		K3-VE	DAIHATSU	JE0031	7
DAIHATSU	TERIOS (J2_)	1.3i 16V (DOHC) 4x4		K3-VE	DAIHATSU	JE0031	7
DAIHATSU	YRV (M2)	1.3i 16V (DOHC)		K3-VE	DAIHATSU	JE0031	7
DAIHATSU	YRV (M2)	1.3i 16V (DOHC) 4WD		K3-VE	DAIHATSU	JE0031	7
DODGE	INTREPID	2.7 V6	1998-2002	EER	CHRYSLER	JE0032	5
DODGE	INTREPID	2.7 V6	2002-2004	EES	CHRYSLER	JE0033	6
DODGE	STRATUS	2.7 V6	1998-2002	EER	CHRYSLER	JE0032	5
DODGE	STRATUS	2.7 V6	2002-2004	EES	CHRYSLER	JE0033	6
HYUNDAI	ACCENT (MC)	1.5TD 16V (DOHC) GLS CRDi		D4FA	HYUNDAI	JE0034	9
HYUNDAI	ACCENT sedan (MC)	1.5TD 16V (DOHC) GLS CRDi		D4FA	HYUNDAI	JE0034	9
HYUNDAI	H-1	2.5TD 16V (DOHC) CRDi		D4CB	HYUNDAI	JE0035	8
HYUNDAI	H-1 autobus (KMF)	2.5TD 16V (DOHC) CRDi		D4CB	HYUNDAI	JE0035	8
HYUNDAI	H-1 autobus (KMF)	2.5TD 16V (DOHC) CRDi 4WD		D4CB	HYUNDAI	JE0035	8
HYUNDAI	H-1 nadwozie pelne	2.5TD 16V (DOHC) CRDi		D4CB	HYUNDAI	JE0035	8
HYUNDAI	H-1 Travel	2.5TD 16V (DOHC) CRDi		D4CB	HYUNDAI	JE0035	8
HYUNDAI	MATRIX (FC)	1.5TD 16V (DOHC) CRDi		D4FA	HYUNDAI	JE0034	9
HYUNDAI	MATRIX (FC)	1.5TD 16V (DOHC) CRDi VGT		D4FA	HYUNDAI	JE0034	9
HYUNDAI	PORTER nadwozie pelne	2.5TD 16V (DOHC) CRDi		D4CB	HYUNDAI	JE0035	8
HYUNDAI	PORTER pick-up	2.5TD 16V (DOHC) CRDi		D4CB	HYUNDAI	JE0035	8
KIA	CERATO	1.5TD 16V (DOHC) CRDi		D4FA	HYUNDAI	JE0034	9
KIA	CERATO sedan	1.5TD 16V (DOHC) CRDi		D4FA	HYUNDAI	JE0034	9
KIA	RIO II	1.5TD 16V (DOHC) CRDi		D4FA	HYUNDAI	JE0034	9
KIA	RIO II Sedan	1.5TD 16V (DOHC) CRDi		D4FA	HYUNDAI	JE0034	9
KIA	SORENTO I (JC)	2.5TD 16V (DOHC) CRDi 4WD		D4CB	HYUNDAI	JE0035	8

Marka	Model	Silnik	Opis	Typ Silnika	Prod. Siln.	Nr Dokuji	Nr Str
KIA	SORENTO I (JC)	2.5TD 16V (DOHC) CRDi 4WD		D4CB	HYUNDAI	JE0035	8
KOPARKA	CATERPILLAR 4M40 SERIA 307B/307 C/SB	4M40		4M40T	MITSUBISHI	JE0017	13
MITSUBISHI	CANTER FB631	2.8D OHC		4M40T	MITSUBISHI	JE0017	13
MITSUBISHI	CANTER FB631	2.8DT OHC		4M40T	MITSUBISHI	JE0017	13
MITSUBISHI	CANTER FE531	2.8D OHC		4M40T	MITSUBISHI	JE0017	13
MITSUBISHI	CELESTE (A7_)	2.0 8V (SOHC) GSR (A78)	NAPĘD ROZRZ.	4G52 / 4G54	MITSUBISHI	JE0014	10
MITSUBISHI	CELESTE (A7_)	2.0 8V (SOHC) GSR (A78)	NAPĘD BALANSU	4G52 / 4G54	MITSUBISHI	JE0015	11
MITSUBISHI	GALANT I (A12_)	2.0 8V (SOHC)	NAPĘD ROZRZ.	4G52 / 4G54	MITSUBISHI	JE0014	10
MITSUBISHI	GALANT I (A12_)	2.0 8V (SOHC)	NAPĘD BALANSU	4G52 / 4G54	MITSUBISHI	JE0015	11
MITSUBISHI	GALANT I (A12_)	2.0 8V (SOHC)	NAPĘD ROZRZ. + BALANS.	4G52 / 4G54	MITSUBISHI	JE0016	12
MITSUBISHI	GALANT I (A12_)	2.0 8V (SOHC) GLX	NAPĘD ROZRZ.	4G52 / 4G54	MITSUBISHI	JE0014	10
MITSUBISHI	GALANT I (A12_)	2.0 8V (SOHC) GLX	NAPĘD BALANSU	4G52 / 4G54	MITSUBISHI	JE0015	11
MITSUBISHI	GALANT I (A12_)	2.0 8V (SOHC) GLX	NAPĘD ROZRZ. + BALANS.	4G52 / 4G54	MITSUBISHI	JE0016	12
MITSUBISHI	GALANT I Station Wagon (A12_V)	2.0 8V (SOHC) GLX (A123V)	NAPĘD ROZRZ.	4G52 / 4G54	MITSUBISHI	JE0014	10
MITSUBISHI	GALANT I Station Wagon (A12_V)	2.0 8V (SOHC) GLX (A123V)	NAPĘD BALANSU	4G52 / 4G54	MITSUBISHI	JE0015	11
MITSUBISHI	GALANT I Station Wagon (A12_V)	2.0 8V (SOHC) GLX (A123V)	NAPĘD ROZRZ. + BALANS.	4G52 / 4G54	MITSUBISHI	JE0016	12
MITSUBISHI	L 200 (K_T)	2.6 8V (SOHC) 4WD (K33T)	NAPĘD BALANSU	4G52 / 4G54	MITSUBISHI	JE0015	11
MITSUBISHI	PAJERO I (L04_G)	2.6 8V (SOHC) (L042G. L047G)	NAPĘD ROZRZ. + BALANS.	4G52 / 4G54	MITSUBISHI	JE0016	12
MITSUBISHI	PAJERO II (V2_W, V4_W)	2.8TD 8V (SOHC) (V46W)		4M40T	MITSUBISHI	JE0017	13
MITSUBISHI	PAJERO III (V60, V70) (V68W. V78W)	3.2 DI-D 16V (DOHC)	JEDNORZĘDOWY	4M41 / T	MITSUBISHI	JE0018	15
MITSUBISHI	PAJERO III (V60, V70) (V68W. V78W)	3.2 DI-D 16V (DOHC)	DWURZĘDOWY	4M41	MITSUBISHI	JE0036	14
MITSUBISHI	PAJERO IV (V80, V90) (V88W. V98W)	3.2 DI-D 16V (DOHC)	JEDNORZĘDOWY	4M41 / T	MITSUBISHI	JE0018	15
MITSUBISHI	PAJERO IV (V80, V90) (V88W. V98W)	3.2 DI-D 16V (DOHC)	DWURZĘDOWY	4M41	MITSUBISHI	JE0036	14
MITSUBISHI	SAPPORO I (A12_)	2.0 8V (SOHC) (A123)	NAPĘD ROZRZ.	4G52 / 4G54	MITSUBISHI	JE0014	10
MITSUBISHI	SAPPORO I (A12_)	2.0 8V (SOHC) (A123)	NAPĘD BALANSU	4G52 / 4G54	MITSUBISHI	JE0015	11
MITSUBISHI	STARION (A18_A)	2.6i 8V (SOHC) (A187A)	NAPĘD ROZRZ. + BALANS.	4G52 / 4G54	MITSUBISHI	JE0016	12
NISSAN	100 NX (B13)	1.6 16V (DOHC)	>97R PŁOZA PLASTIK	GA14 / GA16	NISSAN	JE0003	18
NISSAN	100 NX (B13)	1.6i 16V (DOHC) SR	>97R PŁOZA PLASTIK	GA14 / GA16	NISSAN	JE0003	18
NISSAN	100 NX (B13)	2.0i 16V (DOHC) GTI	98>	SR20	NISSAN	JE0006	27
NISSAN	200 SX (S14)	2.0i 16V (DOHC)	98>	SR20	NISSAN	JE0006	27
NISSAN	ALMERA I (N15)	1.4i 16V (DOHC)	>97R PŁOZA PLASTIK	GA14 / GA16	NISSAN	JE0003	18
NISSAN	ALMERA I (N15)	1.4i 16V (DOHC) GX.LX	>97R PŁOZA PLASTIK	GA14 / GA16	NISSAN	JE0003	18
NISSAN	ALMERA I (N15)	1.6i 16V (DOHC)	>97R PŁOZA PLASTIK	GA14 / GA16	NISSAN	JE0003	18
NISSAN	ALMERA I (N15)	1.6i 16V (DOHC)	97R> PŁOZA PLASTIK-METAL	GA14 / GA16	NISSAN	JE0004	19
NISSAN	ALMERA I (N15)	1.6i 16V (DOHC) SLX	>97R PŁOZA PLASTIK	GA14 / GA16	NISSAN	JE0003	18
NISSAN	ALMERA I (N15)	1.6i 16V (DOHC) SLX	97R> PŁOZA PLASTIK-METAL	GA14 / GA16	NISSAN	JE0004	19
NISSAN	ALMERA I Hatchback (N15)	1.4i 16V (DOHC)	>97R PŁOZA PLASTIK	GA14 / GA16	NISSAN	JE0003	18
NISSAN	ALMERA I Hatchback (N15)	1.4i 16V (DOHC) S.GX.LX	>97R PŁOZA PLASTIK	GA14 / GA16	NISSAN	JE0003	18

Marka	Model	Silnik	Opis	Typ Silnika	Prod. Siln.	Nr Dokuji	Nr Str
NISSAN	ALMERA I Hatchback (N15)	1.6i 16V (DOHC)	>97R PŁOZA PLASTIK	GA14 / GA16	NISSAN	JE0003	18
NISSAN	ALMERA I Hatchback (N15)	1.6i 16V (DOHC) SR.SLX	>97R PŁOZA PLASTIK	GA14 / GA16	NISSAN	JE0003	18
NISSAN	ALMERA I Hatchback (N15)	2.0i 16V (DOHC) GTi	98>	SR20	NISSAN	JE0006	27
NISSAN	ALMERA II (N16)	1.5i 16V (DOHC)		QG15 / QG16 DOHC	NISSAN	JE0010	23
NISSAN	ALMERA II (N16)	1.8i 16V (DOHC)		QG18DE	NISSAN	JE0010	23
NISSAN	ALMERA II (N16)	1.8i 16V (DOHC)		QG18DE	NISSAN	JE0011	24
NISSAN	ALMERA II (N16)	2.2dCi 16V (DOHC)		YD22DTi	NISSAN	JE0007	30
NISSAN	ALMERA II (N16)	2.2dCi 16V (DOHC)		YD22DTi	NISSAN	JE0007	30
NISSAN	ALMERA II (N16)	2.2dCi 16V (DOHC)		YD22DTi	NISSAN	JE0038	29
NISSAN	ALMERA II Hatchback (N16)	1.5i 16V (DOHC)		QG15 / QG16 DOHC	NISSAN	JE0010	23
NISSAN	ALMERA II Hatchback (N16)	1.8i 16V (DOHC)		QG18DE	NISSAN	JE0011	24
NISSAN	ALMERA II Hatchback (N16)	2.2dCi 16V (DOHC)		YD22DTi	NISSAN	JE0007	30
NISSAN	ALMERA II Hatchback (N16)	2.2dCi 16V (DOHC)		YD22DTi	NISSAN	JE0007	30
NISSAN	ALMERA II Hatchback (N16)	2.2dCi 16V (DOHC)		YD22DTi	NISSAN	JE0038	29
NISSAN	ALMERA TINO (V10)	1.8i 16V (DOHC)		QG18DE	NISSAN	JE0011	24
NISSAN	ALMERA TINO (V10)	1.8i 16V (DOHC)		QG18DE	NISSAN	JE0011	24
NISSAN	ALMERA TINO (V10)	2.2dCi 16V (DOHC)		YD22DTi	NISSAN	JE0007	30
NISSAN	ALMERA TINO (V10)	2.2dCi 16V (DOHC)		YD22DTi	NISSAN	JE0007	30
NISSAN	ALMERA TINO (V10)	2.2dCi 16V (DOHC)		YD22DTi	NISSAN	JE0038	29
NISSAN	ALTIMA	2.5i 16V (DOHC)		QR25DE	NISSAN	JE0013	26
NISSAN	ALTIMA	2.5i 16v (DOHC)		QR25DE	NISSAN	JE0013	26
NISSAN	CUBE (Z12)	1.6i 16V (DOHC)		HR16DE	NISSAN	JE0039	21
NISSAN	JUKE	1.6i 16V (DOHC)		HR16DE	NISSAN	JE0039	21
NISSAN	MAXIMA QX (A32)	2.0i V6 24V (DOHC)		VQ20DE/VQ30DE	NISSAN	JE0008	28
NISSAN	MAXIMA QX (A32)	2.5i V6 24V (DOHC)		VQ20DE/VQ30DE	NISSAN	JE0008	28
NISSAN	MAXIMA QX (A32)	3.0i V6 24V (DOHC)		VQ20DE/VQ30DE	NISSAN	JE0008	28
NISSAN	MAXIMA QX (A33)	2.0i V6 24V (DOHC)		VQ20DE/VQ30DE	NISSAN	JE0008	28
NISSAN	MAXIMA QX (A33)	3.0i V6 24V (DOHC)		VQ20DE/VQ30DE	NISSAN	JE0008	28
NISSAN	MICRA (K11)	1.0i 16V (DOHC)		CG10 / CG16	NISSAN	JE0005	16
NISSAN	MICRA (K11)	1.0i 16V (DOHC)		CG10 / CG16	NISSAN	JE0005	16
NISSAN	MICRA (K11)	1.3i 16V (DOHC)		CG10 / CG16	NISSAN	JE0005	16
NISSAN	MICRA (K12)	1.2i 16V (DOHC)		CR12/CR14	NISSAN	JE0009	17
NISSAN	MICRA (K12)	1.4i 16V (DOHC)		CR12/CR14	NISSAN	JE0009	17
NISSAN	MICRA (K12)	1.6i 16V (DOHC) SR		HR16DE	NISSAN	JE0039	21
NISSAN	MICRA (K12) C+C	1.6i 16V (DOHC) SR		HR16DE	NISSAN	JE0039	21
NISSAN	NOTE (E11)	1.6i 16V (DOHC)		HR16DE	NISSAN	JE0039	21
NISSAN	NV200	1.6i 16V (DOHC) VAN (M20)		HR16DE	NISSAN	JE0039	21
NISSAN	PATHFINDER (R51)	2.5dCi 16V (DOHC) 4WD		YD25DTi	NISSAN	JE0007	30

Marka	Model	Silnik	Opis	Typ Silnika	Prod. Siln.	Nr Dokuji	Nr Str
NISSAN	PATROL GR II (Y61)	3.0TD 16V (DOHC)		ZD30DDTi	NISSAN	JE0037	31
NISSAN	PATROL GR II (Y61)	3.0TD 16V (DOHC)		ZD30DDTi	NISSAN	JE0037	31
NISSAN	PICK UP (D21)	2.4i 12V (SOHC)		KA24	NISSAN	JE0002	22
NISSAN	PICK UP (D22)	2.4i 12V (SOHC)		KA24	NISSAN	JE0002	22
NISSAN	PICK UP (D22)	2.4i 12V (SOHC) 4WD		KA24	NISSAN	JE0002	22
NISSAN	PICK UP (D22)	2.5dCi 16V (DOHC)		YD25DTi	NISSAN	JE0007	30
NISSAN	PICK UP (D22)	2.5dCi 16V (DOHC) 4WD		YD25DTi	NISSAN	JE0007	30
NISSAN	PRIMERA (P10)	1.6 16V (DOHC)	>97R PŁOZA PLASTIK	GA14 / GA16	NISSAN	JE0003	18
NISSAN	PRIMERA (P10)	1.6i 16V (DOHC)	>97R PŁOZA PLASTIK	GA14 / GA16	NISSAN	JE0003	18
NISSAN	PRIMERA (P10)	2.0 16V (DOHC)	98>	SR20	NISSAN	JE0006	27
NISSAN	PRIMERA (P10)	2.0 16V (DOHC) 4x4	98>	SR20	NISSAN	JE0006	27
NISSAN	PRIMERA (P10)	2.0i 16V (DOHC)	98>	SR20	NISSAN	JE0006	27
NISSAN	PRIMERA (P10)	2.0i 16V (DOHC) GT	98>	SR20	NISSAN	JE0006	27
NISSAN	PRIMERA (P11)	1.6i 16V (DOHC)	97R> PŁOZA PLASTIK-METAL	GA14 / GA16	NISSAN	JE0004	19
NISSAN	PRIMERA (P11)	1.6i 16V (DOHC)	97R> PŁOZA PLASTIK-METAL	GA14 / GA16	NISSAN	JE0004	19
NISSAN	PRIMERA (P11)	1.6i 16V (DOHC)		QG15 / QG16 DOHC	NISSAN	JE0010	23
NISSAN	PRIMERA (P11)	1.8i 16V (DOHC)		QG18DE	NISSAN	JE0010	23
NISSAN	PRIMERA (P11)	2.0i 16V (DOHC)	98>	SR20	NISSAN	JE0006	27
NISSAN	PRIMERA (P11)	2.0i 16V (DOHC)	98>	SR20	NISSAN	JE0006	27
NISSAN	PRIMERA (P11)	2.0i 16V (DOHC)	98>	SR20	NISSAN	JE0006	27
NISSAN	PRIMERA (P11)	2.0i 16V (DOHC)	98>	SR20	NISSAN	JE0006	27
NISSAN	PRIMERA (P12)	1.6i 16V (DOHC)		QG16DE	NISSAN	JE0011	24
NISSAN	PRIMERA (P12)	1.6i 16V (DOHC)		QG16DE	NISSAN	JE0011	24
NISSAN	PRIMERA (P12)	1.8i 16V (DOHC)		QG18DE	NISSAN	JE0010	23
NISSAN	PRIMERA (P12)	1.8i 16V (DOHC)		QG18DE	NISSAN	JE0011	24
NISSAN	PRIMERA (P12)	2.0i 16V (DOHC)		QR20DE	NISSAN	JE0012	25
NISSAN	PRIMERA (P12)	2.2dCi 16V (DOHC)		YD22DTi	NISSAN	JE0007	30
NISSAN	PRIMERA (P12)	2.2dCi 16V (DOHC)		YD22DTi	NISSAN	JE0007	30
NISSAN	PRIMERA (P12)	2.2dCi 16V (DOHC)		YD22DTi	NISSAN	JE0038	29
NISSAN	PRIMERA (P12)	2.2dCi 16V (DOHC)		YD22DTi	NISSAN	JE0038	29
NISSAN	PRIMERA Hatchback (P10)	1.6 16V (DOHC)	>97R PŁOZA PLASTIK	GA14 / GA16	NISSAN	JE0003	18
NISSAN	PRIMERA Hatchback (P10)	2.0 16V (DOHC)	98>	SR20	NISSAN	JE0006	27
NISSAN	PRIMERA Hatchback (P10)	2.0 16V (DOHC) 4x4	98>	SR20	NISSAN	JE0006	27
NISSAN	PRIMERA Hatchback (P10)	2.0i 16V (DOHC)	98>	SR20	NISSAN	JE0006	27
NISSAN	PRIMERA Hatchback (P11)	1.6i 16V (DOHC)	97R> PŁOZA PLASTIK-METAL	GA14 / GA16	NISSAN	JE0004	19
NISSAN	PRIMERA Hatchback (P11)	1.6i 16V (DOHC)	97R> PŁOZA PLASTIK-METAL	GA14 / GA16	NISSAN	JE0004	19
NISSAN	PRIMERA Hatchback (P11)	1.6i 16V (DOHC)		QG15 / QG16 DOHC	NISSAN	JE0010	23
NISSAN	PRIMERA Hatchback (P11)	1.8i 16V (DOHC)		QG18DE	NISSAN	JE0010	23

Marka	Model	Silnik	Opis	Typ Silnika	Prod. Siln.	Nr Dokuji	Nr Str
NISSAN	PRIMERA Hatchback (P11)	2.0i 16V (DOHC)	98>	SR20	NISSAN	JE0006	27
NISSAN	PRIMERA Hatchback (P11)	2.0i 16V (DOHC)	98>	SR20	NISSAN	JE0006	27
NISSAN	PRIMERA Hatchback (P11)	2.0i 16V (DOHC)	98>	SR20	NISSAN	JE0006	27
NISSAN	PRIMERA Hatchback (P11)	2.0i 16V (DOHC)	98>	SR20	NISSAN	JE0006	27
NISSAN	PRIMERA Hatchback (P12)	1.6i 16V (DOHC)		QG15 / QG16 DOHC	NISSAN	JE0010	23
NISSAN	PRIMERA Hatchback (P12)	1.6i 16V (DOHC)		QG15 / QG16 DOHC	NISSAN	JE0010	23
NISSAN	PRIMERA Hatchback (P12)	1.6i 16V (DOHC)		QG16DE	NISSAN	JE0011	24
NISSAN	PRIMERA Hatchback (P12)	1.6i 16V (DOHC)		QG16DE	NISSAN	JE0011	24
NISSAN	PRIMERA Hatchback (P12)	1.8i 16V (DOHC)		QG18DE	NISSAN	JE0010	23
NISSAN	PRIMERA Hatchback (P12)	1.8i 16V (DOHC)		QG18DE	NISSAN	JE0011	24
NISSAN	PRIMERA Hatchback (P12)	2.0i 16V (DOHC)		QR20DE	NISSAN	JE0012	25
NISSAN	PRIMERA Hatchback (P12)	2.2dCi 16V (DOHC)		YD22DTi	NISSAN	JE0007	30
NISSAN	PRIMERA Hatchback (P12)	2.2dCi 16V (DOHC)		YD22DTi	NISSAN	JE0007	30
NISSAN	PRIMERA Hatchback (P12)	2.2dCi 16V (DOHC)		YD22DTi	NISSAN	JE0038	29
NISSAN	PRIMERA Hatchback (P12)	2.2dCi 16V (DOHC)		YD22DTi	NISSAN	JE0038	29
NISSAN	PRIMERA Kombi (W10)	1.6 16V (DOHC)	>97R PŁOZA PLASTIK	GA14 / GA16	NISSAN	JE0003	18
NISSAN	PRIMERA Kombi (W10)	1.6i 16V (DOHC)	>97R PŁOZA PLASTIK	GA14 / GA16	NISSAN	JE0003	18
NISSAN	PRIMERA Kombi (WP11)	1.6i 16V (DOHC)	>97R PŁOZA PLASTIK	GA14 / GA16	NISSAN	JE0003	18
NISSAN	PRIMERA Kombi (WP11)	1.6i 16V (DOHC)	>97R PŁOZA PLASTIK	GA14 / GA16	NISSAN	JE0003	18
NISSAN	PRIMERA Kombi (WP11)	1.6i 16V (DOHC)	97R> PŁOZA PLASTIK-METAL	GA14 / GA16	NISSAN	JE0004	19
NISSAN	PRIMERA Kombi (WP11)	1.6i 16V (DOHC)	97R> PŁOZA PLASTIK-METAL	GA14 / GA16	NISSAN	JE0004	19
NISSAN	PRIMERA Kombi (WP11)	1.8i 16V (DOHC)		QG18DE	NISSAN	JE0010	23
NISSAN	PRIMERA Kombi (WP11)	2.0i 16V (DOHC)	98>	SR20	NISSAN	JE0006	27
NISSAN	PRIMERA Kombi (WP11)	2.0i 16V (DOHC)	98>	SR20	NISSAN	JE0006	27
NISSAN	PRIMERA Kombi (WP11)	2.0i 16V (DOHC)	98>	SR20	NISSAN	JE0006	27
NISSAN	PRIMERA Kombi (WP12)	1.6i 16V (DOHC)		QG15 / QG16 DOHC	NISSAN	JE0010	23
NISSAN	PRIMERA Kombi (WP12)	1.6i 16V (DOHC)		QG16DE	NISSAN	JE0011	24
NISSAN	PRIMERA Kombi (WP12)	1.8i 16V (DOHC)		QG18DE	NISSAN	JE0010	23
NISSAN	PRIMERA Kombi (WP12)	1.8i 16V (DOHC)		QG18DE	NISSAN	JE0011	24
NISSAN	PRIMERA Kombi (WP12)	2.0i 16V (DOHC)		QR20DE	NISSAN	JE0012	25
NISSAN	PRIMERA Kombi (WP12)	2.2dCi 16V (DOHC)		YD22DTi	NISSAN	JE0007	30
NISSAN	PRIMERA Kombi (WP12)	2.2dCi 16V (DOHC)		YD22DTi	NISSAN	JE0007	30
NISSAN	PRIMERA Kombi (WP12)	2.2dCi 16V (DOHC)		YD22DTi	NISSAN	JE0038	29
NISSAN	PRIMERA Kombi (WP12)	2.2dCi 16V (DOHC)		YD22DTi	NISSAN	JE0038	29
NISSAN	QASHQAI (J10)	1.6i 16V (DOHC)		HR16DE	NISSAN	JE0039	21
NISSAN	SERENA (C23M)	1.6i 16V (DOHC)	>97R PŁOZA PLASTIK	GA14 / GA16	NISSAN	JE0003	18
NISSAN	SERENA (C23M)	1.6i 16V (DOHC)	97R> PŁOZA PLASTIK-METAL	GA14 / GA16	NISSAN	JE0004	19
NISSAN	SERENA (C23M)	2.0i 16V (DOHC)	98>	SR20	NISSAN	JE0006	27

Marka	Model	Silnik	Opis	Typ Silnika	Prod. Siln.	Nr Dokuji	Nr Str
NISSAN	SUNNY III Hatchback (N14)	1.4 16V (DOHC)	>97R PŁOZA PLASTIK	GA14 / GA16	NISSAN	JE0003	18
NISSAN	SUNNY III Hatchback (N14)	1.6 16V (DOHC)	>97R PŁOZA PLASTIK	GA14 / GA16	NISSAN	JE0003	18
NISSAN	SUNNY III Hatchback (N14)	2.0i 16V (DOHC) GTi	98>	SR20	NISSAN	JE0006	27
NISSAN	SUNNY III Hatchback (N14)	2.0iT 16V (DOHC) GTi-R 4x4	98>	SR20	NISSAN	JE0006	27
NISSAN	SUNNY III Kombi nadwozie pełne (Y10)	1.6i 16V (DOHC)	>97R PŁOZA PLASTIK	GA14 / GA16	NISSAN	JE0003	18
NISSAN	SUNNY III Liftback (N14)	1.4 16V (DOHC)	>97R PŁOZA PLASTIK	GA14 / GA16	NISSAN	JE0003	18
NISSAN	SUNNY III Liftback (N14)	1.6 16V (DOHC)	>97R PŁOZA PLASTIK	GA14 / GA16	NISSAN	JE0003	18
NISSAN	SUNNY III Liftback (N14)	2.0i 16V (DOHC)	98>	SR20	NISSAN	JE0006	27
NISSAN	TERRANO II (R20)	2.4i 12V (SOHC) 4WD		KA24	NISSAN	JE0002	22
NISSAN	TERRANO II (R20)	2.4i 12V (SOHC) 4WD		KA24	NISSAN	JE0002	22
NISSAN	TERRANO II (R20)	2.4i 12V (SOHC) 4WD		KA24	NISSAN	JE0002	22
NISSAN	TERRANO II (R20)	3.0TD 16V (DOHC) 4WD		ZD30DDTi	NISSAN	JE0037	31
NISSAN	TIIDA hatchback (C11X)	1.6i 16V (DOHC)		HR16DE	NISSAN	JE0039	21
NISSAN	TIIDA sedan (SC11X)	1.6i 16V (DOHC)		HR16DE	NISSAN	JE0039	21
NISSAN	URVAN nadwozie pełne (E23)	2.0 8V (SOHC)		H20 / H25 / H30	NISSAN	JE0001	20
NISSAN	VANETTE CARGO autobus (HC 23)	1.6i 16V (DOHC)	>97R PŁOZA PLASTIK	GA14 / GA16	NISSAN	JE0003	18
NISSAN	VANETTE CARGO autobus (HC 23)	1.6i 16V (DOHC)	97R> PŁOZA PLASTIK-METAL	GA14 / GA16	NISSAN	JE0004	19
NISSAN	VANETTE CARGO nadwozie pełne (HC 23)	1.6i 16V (DOHC)	>97R PŁOZA PLASTIK	GA14 / GA16	NISSAN	JE0003	18
NISSAN	VANETTE CARGO nadwozie pełne (HC 23)	1.6i 16V (DOHC)	97R> PŁOZA PLASTIK-METAL	GA14 / GA16	NISSAN	JE0004	19
NISSAN	X-TRAIL (T30)	2.0i 16V (DOHC)		QR20DE	NISSAN	JE0012	25
NISSAN	X-TRAIL (T30)	2.0i 16V (DOHC) 4x4		QR20DE	NISSAN	JE0012	25
NISSAN	X-TRAIL (T30)	2.2dCi 16V (DOHC)		YD22DTi	NISSAN	JE0038	29
NISSAN	X-TRAIL (T30)	2.2dCi 16V (DOHC) 4x4		YD22DTi	NISSAN	JE0007	30
NISSAN	X-TRAIL (T30)	2.2dCi 16V (DOHC) 4x4		YD22DTi	NISSAN	JE0007	30
NISSAN	X-TRAIL (T30)	2.2dCi 16V (DOHC) 4x4		YD22DTi	NISSAN	JE0038	29
NISSAN	X-TRAIL (T30)	2.2dCi 16V (DOHC) 4x4		YD22DTi	NISSAN	JE0038	29
NISSAN	X-TRAIL (T30)	2.5i 16V (DOHC) 4x4		QR25DE	NISSAN	JE0013	26
NISSAN	X-TRAIL (T31)	2.5i 16V (DOHC) 4x4		QR25DE	NISSAN	JE0013	26
SUZUKI	BALENO hatchback (EG)	1.8i 16V (DOHC) GT		J20 / J18	SUZUKI	JE0019	33
SUZUKI	BALENO kombi (EG)	1.8i 16V (DOHC)		J20 / J18	SUZUKI	JE0019	33
SUZUKI	GRAND VITARA	2.0i 16V (DOHC)		J20 / J18	SUZUKI	JE0019	33
SUZUKI	GRAND VITARA (FT, GT)	2.0i 16V (DOHC)		J20 / J18	SUZUKI	JE0019	33
SUZUKI	GRAND VITARA (FT, GT)	2.5i V6 24V (DOHC)		H25 H27 H20	SUZUKI	JE0020	32
SUZUKI	GRAND VITARA (FT, GT)	2.5i V6 24V (DOHC) (FT)		H25 H27 H20	SUZUKI	JE0020	32
SUZUKI	GRAND VITARA (FT, GT)	2.7i V6 24V (DOHC) XL-7		H25 H27 H20	SUZUKI	JE0020	32
SUZUKI	GRAND VITARA (FT, GT)	2.7i V6 24V (DOHC) XL-7		H25 H27 H20	SUZUKI	JE0020	32
SUZUKI	IGNIS (FH)	1.3i 16V (DOHC)		M13A	SUZUKI	JE0040	34
SUZUKI	IGNIS (FH)	1.3i 16V (DOHC) 4WD		M13A	SUZUKI	JE0040	34

Marka	Model	Silnik	Opis	Typ Silnika	Prod. Siln.	Nr Dokuji	Nr Str
SUZUKI	IGNIS II	1.3i 16V (DOHC)		M13A	SUZUKI	JE0040	34
SUZUKI	IGNIS II	1.3i 16V (SOHC) 4x4		M13A	SUZUKI	JE0040	34
SUZUKI	IGNIS II	1.3TD 16V (DOHC) DDIS		Z13DT / Z13DTH / Z13DTJ	SUZUKI	JE0021	35
SUZUKI	JIMNY (FJ)	1.3i 16V (DOHC)		M13A	SUZUKI	JE0040	34
SUZUKI	JIMNY (FJ)	1.3i 16V (DOHC) 4WD		M13A	SUZUKI	JE0040	34
SUZUKI	LIANA kombi (ER)	1.3i 16V (DOHC)		M13A	SUZUKI	JE0040	34
SUZUKI	SPLASH	1.3CDTi 16V (DOHC)		Z13DT / Z13DTH / Z13DTJ	SUZUKI	JE0021	35
SUZUKI	SWIFT III (SG)	1.3i 16V (DOHC)		M13A	SUZUKI	JE0040	34
SUZUKI	SWIFT III (SG)	1.3i 16V (SOHC) 4x4		M13A	SUZUKI	JE0040	34
SUZUKI	SWIFT III (SG)	1.3TD 16V (DOHC) DDIS		Z13DT / Z13DTH / Z13DTJ	SUZUKI	JE0021	35
SUZUKI	SWIFT III (SG)	1.3TD 16V (DOHC) DDIS		Z13DT / Z13DTH / Z13DTJ	SUZUKI	JE0021	35
SUZUKI	VITARA (ET, TA)	2.0i 16V (DOHC) (ET)		J20 / J18	SUZUKI	JE0019	33
SUZUKI	VITARA (ET, TA)	2.0i V6 24V (DOHC) (ET)		H25 H27 H20	SUZUKI	JE0020	32
SUZUKI	VITARA Cabrio (ET, TA)	2.0i 16V (DOHC) (ET)		J20 / J18	SUZUKI	JE0019	33
SUZUKI	WAGON R+ II (MM)	1.3i 16V (DOHC)		M13A	SUZUKI	JE0040	34
SUZUKI	WAGON R+ II (MM)	1.3TD 16V (DOHC) DDIS		Z13DT / Z13DTH / Z13DTJ	SUZUKI	JE0021	35
TOYOTA	AURIS	1.4i 16V (DOHC) VVT-i	ŚR. NAPINACZA HYDR. 30 MM	1ZZFE / 4ZZFE	TOYOTA	JE0024	41
TOYOTA	AURIS	1.4i 16V (DOHC) VVT-i	ŚR. NAPINACZA HYDR. 28 MM	1ZZFE / 4ZZFE	TOYOTA	JE0026	43
TOYOTA	AURIS	2.0D-4D 16V (DOHC)		1AD-FTV	TOYOTA	JE0041	36
TOYOTA	AVENSIS I Kombi (T22)	1.6i 16V (DOHC) VVT-i	ŚR. NAPINACZA HYDR. 30 MM	1ZZFE / 4ZZFE	TOYOTA	JE0024	41
TOYOTA	AVENSIS I Kombi (T22)	1.6i 16V (DOHC) VVT-i	ŚR. NAPINACZA HYDR. 28 MM	1ZZFE / 4ZZFE	TOYOTA	JE0026	43
TOYOTA	AVENSIS I Kombi (T22)	1.8i 16V (DOHC) VVT-i	ŚR. NAPINACZA HYDR. 30 MM	1ZZFE / 4ZZFE	TOYOTA	JE0024	41
TOYOTA	AVENSIS I Kombi (T22)	1.8i 16V (DOHC) VVT-i	ŚR. NAPINACZA HYDR. 28 MM	1ZZFE / 4ZZFE	TOYOTA	JE0026	43
TOYOTA	AVENSIS I Liftback (T22)	1.6i 16V (DOHC) VVT-i	ŚR. NAPINACZA HYDR. 30 MM	1ZZFE / 4ZZFE	TOYOTA	JE0024	41
TOYOTA	AVENSIS I Liftback (T22)	1.6i 16V (DOHC) VVT-i	ŚR. NAPINACZA HYDR. 28 MM	1ZZFE / 4ZZFE	TOYOTA	JE0026	43
TOYOTA	AVENSIS I Liftback (T22)	1.8i 16V (DOHC) VVT-i	ŚR. NAPINACZA HYDR. 30 MM	1ZZFE / 4ZZFE	TOYOTA	JE0024	41
TOYOTA	AVENSIS I Liftback (T22)	1.8i 16V (DOHC) VVT-i	ŚR. NAPINACZA HYDR. 28 MM	1ZZFE / 4ZZFE	TOYOTA	JE0026	43
TOYOTA	AVENSIS I Sedan (T22)	1.6i 16V (DOHC) VVT-i	ŚR. NAPINACZA HYDR. 30 MM	1ZZFE / 4ZZFE	TOYOTA	JE0024	41
TOYOTA	AVENSIS I Sedan (T22)	1.6i 16V (DOHC) VVT-i	ŚR. NAPINACZA HYDR. 28 MM	1ZZFE / 4ZZFE	TOYOTA	JE0026	43
TOYOTA	AVENSIS I Sedan (T22)	1.8i 16V (DOHC) VVT-i	ŚR. NAPINACZA HYDR. 30 MM	1ZZFE / 4ZZFE	TOYOTA	JE0024	41
TOYOTA	AVENSIS I Sedan (T22)	1.8i 16V (DOHC) VVT-i	ŚR. NAPINACZA HYDR. 28 MM	1ZZFE / 4ZZFE	TOYOTA	JE0026	43
TOYOTA	AVENSIS II Kombi (T25)	1.6i 16V (DOHC) VVT-i	ŚR. NAPINACZA HYDR. 28 MM	1ZZFE / 4ZZFE	TOYOTA	JE0026	43
TOYOTA	AVENSIS II Kombi (T25)	1.8i 16V (DOHC) VVT-i	ŚR. NAPINACZA HYDR. 28 MM	1ZZFE / 4ZZFE	TOYOTA	JE0026	43
TOYOTA	AVENSIS II Kombi (T25)	2.0D-4D 16V (DOHC)		1AD-FTV	TOYOTA	JE0041	36
TOYOTA	AVENSIS II Liftback (T25)	1.6i 16V (DOHC) VVT-i	ŚR. NAPINACZA HYDR. 28 MM	1ZZFE / 4ZZFE	TOYOTA	JE0026	43
TOYOTA	AVENSIS II Liftback (T25)	1.8i 16V (DOHC) VVT-i	ŚR. NAPINACZA HYDR. 28 MM	1ZZFE / 4ZZFE	TOYOTA	JE0026	43
TOYOTA	AVENSIS II Liftback (T25)	2.0D-4D 16V (DOHC)		1AD-FTV	TOYOTA	JE0041	36
TOYOTA	AVENSIS II Sedan (T25)	1.6i 16V (DOHC) VVT-i	ŚR. NAPINACZA HYDR. 28 MM	1ZZFE / 4ZZFE	TOYOTA	JE0026	43

Marka	Model	Silnik	Opis	Typ Silnika	Prod. Siln.	Nr Dokuji	Nr Str
TOYOTA	AVENSIS II Sedan (T25)	1.8i 16V (DOHC) VVT-i	ŚR. NAPINACZA HYDR. 28 MM	1ZZFE / 4ZZFE	TOYOTA	JE0026	43
TOYOTA	AVENSIS II Sedan (T25)	2.0D-4D 16V (DOHC)		1AD-FTV	TOYOTA	JE0041	36
TOYOTA	AVENSIS III Kombi (T27)	2.0D-4D 16V (DOHC)		1AD-FTV	TOYOTA	JE0041	36
TOYOTA	AVENSIS III Sedan (T27)	2.0D-4D 16V (DOHC)		1AD-FTV	TOYOTA	JE0041	36
TOYOTA	AVENSIS VERSO (AC)	2.0i 16V (DOHC) VVT-i		1AZ-FE	TOYOTA	JE0029	37
TOYOTA	CELICA VII (ZZT23_)	1.8i 16V (DOHC) (ZZT230) VVT-i	ŚR. NAPINACZA HYDR. 30 MM	1ZZFE / 4ZZFE	TOYOTA	JE0024	41
TOYOTA	CELICA VII (ZZT23_)	1.8i 16V (DOHC) (ZZT230) VVT-i	ŚR. NAPINACZA HYDR. 28 MM	1ZZFE / 4ZZFE	TOYOTA	JE0026	43
TOYOTA	CELICA VII (ZZT23_)	1.8i 16V (DOHC) (ZZT231) VVT-i TS		2ZZ-GE	TOYOTA	JE0028	47
TOYOTA	COROLLA VIII Hatchback (_E11_)	1.4i 16V (DOHC) (ZZE111) VVT-i	ŚR. NAPINACZA HYDR. 30 MM	1ZZFE / 4ZZFE	TOYOTA	JE0024	41
TOYOTA	COROLLA VIII Hatchback (_E11_)	1.4i 16V (DOHC) (ZZE111) VVT-i	ŚR. NAPINACZA HYDR. 28 MM	1ZZFE / 4ZZFE	TOYOTA	JE0026	43
TOYOTA	COROLLA VIII Hatchback (_E11_)	1.6i 16V (DOHC) (ZZE112) VVT-i	ŚR. NAPINACZA HYDR. 30 MM	1ZZFE / 4ZZFE	TOYOTA	JE0024	41
TOYOTA	COROLLA VIII Hatchback (_E11_)	1.6i 16V (DOHC) (ZZE112) VVT-i	ŚR. NAPINACZA HYDR. 28 MM	1ZZFE / 4ZZFE	TOYOTA	JE0026	43
TOYOTA	COROLLA VIII Kombi (_E11_)	1.4i 16V (DOHC) (ZZE111) VVT-i	ŚR. NAPINACZA HYDR. 30 MM	1ZZFE / 4ZZFE	TOYOTA	JE0024	41
TOYOTA	COROLLA VIII Kombi (_E11_)	1.4i 16V (DOHC) (ZZE111) VVT-i	ŚR. NAPINACZA HYDR. 28 MM	1ZZFE / 4ZZFE	TOYOTA	JE0026	43
TOYOTA	COROLLA VIII Kombi (_E11_)	1.6i 16V (DOHC) (ZZE112) VVT-i	ŚR. NAPINACZA HYDR. 30 MM	1ZZFE / 4ZZFE	TOYOTA	JE0024	41
TOYOTA	COROLLA VIII Kombi (_E11_)	1.6i 16V (DOHC) (ZZE112) VVT-i	ŚR. NAPINACZA HYDR. 28 MM	1ZZFE / 4ZZFE	TOYOTA	JE0026	43
TOYOTA	COROLLA VIII Liftback (_E11_)	1.4i 16V (DOHC) (ZZE111) VVT-i	ŚR. NAPINACZA HYDR. 30 MM	1ZZFE / 4ZZFE	TOYOTA	JE0024	41
TOYOTA	COROLLA VIII Liftback (_E11_)	1.4i 16V (DOHC) (ZZE111) VVT-i	ŚR. NAPINACZA HYDR. 28 MM	1ZZFE / 4ZZFE	TOYOTA	JE0026	43
TOYOTA	COROLLA VIII Liftback (_E11_)	1.6i 16V (DOHC) (ZZE112) VVT-i	ŚR. NAPINACZA HYDR. 30 MM	1ZZFE / 4ZZFE	TOYOTA	JE0024	41
TOYOTA	COROLLA VIII Liftback (_E11_)	1.6i 16V (DOHC) (ZZE112) VVT-i	ŚR. NAPINACZA HYDR. 28 MM	1ZZFE / 4ZZFE	TOYOTA	JE0026	43
TOYOTA	COROLLA VIII Sedan (_E11_)	1.4i 16V (DOHC) (ZZE111) VVT-i	ŚR. NAPINACZA HYDR. 30 MM	1ZZFE / 4ZZFE	TOYOTA	JE0024	41
TOYOTA	COROLLA VIII Sedan (_E11_)	1.4i 16V (DOHC) (ZZE111) VVT-i	ŚR. NAPINACZA HYDR. 28 MM	1ZZFE / 4ZZFE	TOYOTA	JE0026	43
TOYOTA	COROLLA VIII Sedan (_E11_)	1.6i 16V (DOHC) (ZZE112) VVT-i	ŚR. NAPINACZA HYDR. 30 MM	1ZZFE / 4ZZFE	TOYOTA	JE0024	41
TOYOTA	COROLLA VIII Sedan (_E11_)	1.6i 16V (DOHC) (ZZE112) VVT-i	ŚR. NAPINACZA HYDR. 28 MM	1ZZFE / 4ZZFE	TOYOTA	JE0026	43
TOYOTA	COROLLA IX Hatchback (_E12_)	1.4i 16V (DOHC) VVT-i	ŚR. NAPINACZA HYDR. 30 MM	1ZZFE / 4ZZFE	TOYOTA	JE0024	41
TOYOTA	COROLLA IX Hatchback (_E12_)	1.4i 16V (DOHC) VVT-i	ŚR. NAPINACZA HYDR. 28 MM	1ZZFE / 4ZZFE	TOYOTA	JE0026	43
TOYOTA	COROLLA IX Hatchback (_E12_)	1.6i 16V (DOHC) VVT-i	ŚR. NAPINACZA HYDR. 30 MM	1ZZFE / 4ZZFE	TOYOTA	JE0024	41
TOYOTA	COROLLA IX Hatchback (_E12_)	1.6i 16V (DOHC) VVT-i	ŚR. NAPINACZA HYDR. 28 MM	1ZZFE / 4ZZFE	TOYOTA	JE0026	43
TOYOTA	COROLLA IX Hatchback (_E12_)	1.8i 16V (DOHC) VVTL-i TSP		2ZZ-GE	TOYOTA	JE0028	47
TOYOTA	COROLLA IX Hatchback (_E12_)	1.8i 16V (DOHC) VVTL-i TSP		2ZZ-GE	TOYOTA	JE0028	47
TOYOTA	COROLLA IX Kombi (_E12_)	1.4i 16V (DOHC) VVT-i	ŚR. NAPINACZA HYDR. 30 MM	1ZZFE / 4ZZFE	TOYOTA	JE0024	41
TOYOTA	COROLLA IX Kombi (_E12_)	1.4i 16V (DOHC) VVT-i	ŚR. NAPINACZA HYDR. 28 MM	1ZZFE / 4ZZFE	TOYOTA	JE0026	43
TOYOTA	COROLLA IX Kombi (_E12_)	1.6i 16V (DOHC) VVT-i	ŚR. NAPINACZA HYDR. 30 MM	1ZZFE / 4ZZFE	TOYOTA	JE0024	41
TOYOTA	COROLLA IX Kombi (_E12_)	1.6i 16V (DOHC) VVT-i	ŚR. NAPINACZA HYDR. 28 MM	1ZZFE / 4ZZFE	TOYOTA	JE0026	43
TOYOTA	COROLLA IX Sedan (_E12_)	1.4i 16V (DOHC) VVT-i	ŚR. NAPINACZA HYDR. 30 MM	1ZZFE / 4ZZFE	TOYOTA	JE0024	41
TOYOTA	COROLLA IX Sedan (_E12_)	1.6i 16V (DOHC) VVT-i	ŚR. NAPINACZA HYDR. 30 MM	1ZZFE / 4ZZFE	TOYOTA	JE0024	41
TOYOTA	COROLLA IX Sedan (_E12_)	1.6i 16V (DOHC) VVT-i	ŚR. NAPINACZA HYDR. 28 MM	1ZZFE / 4ZZFE	TOYOTA	JE0026	43
TOYOTA	COROLLA X Sedan (_E15_)	2.0D-4D 16V (DOHC)		1AD-FTV	TOYOTA	JE0041	36

Marka	Model	Silnik	Opis	Typ Silnika	Prod. Siln.	Nr Dokuji	Nr Str
TOYOTA	COROLLA Verso (_E12J_)	1.4i 16V (DOHC) VVT-i	ŚR. NAPINACZA HYDR. 30 MM	1ZZFE / 4ZZFE	TOYOTA	JE0024	41
TOYOTA	COROLLA Verso (_E12J_)	1.4i 16V (DOHC) VVT-i	ŚR. NAPINACZA HYDR. 28 MM	1ZZFE / 4ZZFE	TOYOTA	JE0026	43
TOYOTA	COROLLA Verso (_E12J_)	1.6i 16V (DOHC) VVT-i	ŚR. NAPINACZA HYDR. 30 MM	1ZZFE / 4ZZFE	TOYOTA	JE0024	41
TOYOTA	COROLLA Verso (_E12J_)	1.6i 16V (DOHC) VVT-i	ŚR. NAPINACZA HYDR. 28 MM	1ZZFE / 4ZZFE	TOYOTA	JE0026	43
TOYOTA	COROLLA Verso (_E12J_)	1.8i 16V (DOHC) VVT-i	ŚR. NAPINACZA HYDR. 28 MM	1ZZFE / 4ZZFE	TOYOTA	JE0026	43
TOYOTA	COROLLA Verso (ZER_,ZZE_)	1.6i 16V (DOHC) VVT-i	ŚR. NAPINACZA HYDR. 30 MM	1ZZFE / 4ZZFE	TOYOTA	JE0024	41
TOYOTA	COROLLA Verso (ZER_,ZZE_)	1.6i 16V (DOHC) VVT-i	ŚR. NAPINACZA HYDR. 28 MM	1ZZFE / 4ZZFE	TOYOTA	JE0026	43
TOYOTA	COROLLA Verso (ZER_,ZZE_)	1.8i 16V (DOHC) VVT-i	ŚR. NAPINACZA HYDR. 30 MM	1ZZFE / 4ZZFE	TOYOTA	JE0024	41
TOYOTA	COROLLA Verso (ZER_,ZZE_)	1.8i 16V (DOHC) VVT-i	ŚR. NAPINACZA HYDR. 28 MM	1ZZFE / 4ZZFE	TOYOTA	JE0026	43
TOYOTA	LAND CRUISER 80 (_J8_)	4.5i R6 24V (DOHC) (FZJ80_)		1FZFE	TOYOTA	JE0042	38
TOYOTA	MATRIX	1.8i 16V (DOHC) (ZZE13) VVT-i	ŚR. NAPINACZA HYDR. 30 MM	1ZZFE / 4ZZFE	TOYOTA	JE0024	41
TOYOTA	MATRIX	1.8i 16V (DOHC) (ZZE13) VVT-i	ŚR. NAPINACZA HYDR. 28 MM	1ZZFE / 4ZZFE	TOYOTA	JE0026	43
TOYOTA	MR 2 (_W3_)	1.8i 16V (DOHC) (ZZW30) VVT-i	ŚR. NAPINACZA HYDR. 30 MM	1ZZFE / 4ZZFE	TOYOTA	JE0024	41
TOYOTA	MR 2 (_W3_)	1.8i 16V (DOHC) (ZZW30) VVT-i	ŚR. NAPINACZA HYDR. 28 MM	1ZZFE / 4ZZFE	TOYOTA	JE0026	43
TOYOTA	PREVIA (TCR1_, 2_)	2.4i 16V (DOHC) VVT-i		2TZFE	TOYOTA	JE0023	45
TOYOTA	PREVIA (TCR1_, 2_)	2.4i 16V (DOHC) VVT-i 4WD		2TZFE	TOYOTA	JE0023	45
TOYOTA	PRIUS (NHW11)	1.5i 16V (DOHC) HYBRYDA		1NZ-FE	TOYOTA	JE0027	39
TOYOTA	PRIUS (NHW20)	1.5i 16V (DOHC) HYBRYDA		1NZ-FE	TOYOTA	JE0027	39
TOYOTA	RAV 4 II (XA2)	1.8i 16V (DOHC) VVT-i	ŚR. NAPINACZA HYDR. 30 MM	1ZZFE / 4ZZFE	TOYOTA	JE0024	41
TOYOTA	RAV 4 II (XA2)	1.8i 16V (DOHC) VVT-i	ŚR. NAPINACZA HYDR. 28 MM	1ZZFE / 4ZZFE	TOYOTA	JE0026	43
TOYOTA	RAV 4 II (XA2)	2.0i 16V (DOHC) VVT-i 4WD		1AZ-FE	TOYOTA	JE0029	37
TOYOTA	RAV 4 III (ACA_, ACE_)	2.0i 16V (DOHC) VVT-i FWD		1AZ-FE	TOYOTA	JE0029	37
TOYOTA	VERSO	2.0D-4D 16V (DOHC)		1AD-FTV	TOYOTA	JE0041	36
TOYOTA	YARIS I (_CP10)	1.0i 16V (DOHC)		1SZ-FE	TOYOTA	JE0030	40
TOYOTA	YARIS I (_CP10)	1.0i 16V (DOHC) (SCP10)		1SZ-FE	TOYOTA	JE0030	40
TOYOTA	YARIS I (_CP10)	1.3i 16V (DOHC) (NCP10)		1NZ-FE	TOYOTA	JE0027	39
TOYOTA	YARIS I (_CP10)	1.5i 16V (DOHC) (NCP13) VVT-i TS		1NZ-FE	TOYOTA	JE0027	39
TOYOTA	YARIS I (_CP10)	1.5i 16V (DOHC) VVT-i TS		1NZ-FE	TOYOTA	JE0027	39
TOYOTA	YARIS I (_CP10)	1.5i 16V (DOHC) VVT-i TS		1NZ-FE	TOYOTA	JE0027	39
TOYOTA	YARIS VERSO (NC/LP2_)	1.3i 16V (DOHC) (NCP22)		1NZ-FE	TOYOTA	JE0027	39
TOYOTA	YARIS VERSO (NC/LP2_)	1.3i 16V (DOHC) (CP22)		1NZ-FE	TOYOTA	JE0027	39
TOYOTA	YARIS VERSO (NC/LP2_)	1.5i 16V (DOHC) (NCP21)		1NZ-FE	TOYOTA	JE0027	39
TOYOTA	YARIS VERSO (NC/LP2_)	1.5i 16V (DOHC) (NCP21)		1NZ-FE	TOYOTA	JE0027	39
WÓZKI WIDŁOWE	CLARK 2,0 4G52	2.0 4G52	NAPĘD ROZRZ. + BALANS.	4G52 / 4G54	MITSUBISHI	JE0016	12
WÓZKI WIDŁOWE	CLARK 2,4 4G53	2.4 4G53	NAPĘD ROZRZ. + BALANS.	4G52 / 4G54	MITSUBISHI	JE0016	12
WÓZKI WIDŁOWE	CLARK 2,6 4G54	2.6 4G54	NAPĘD ROZRZ. + BALANS.	4G52 / 4G54	MITSUBISHI	JE0016	12
WÓZKI WIDŁOWE	DAEWOO 2,0 H20 OLD	2.0 H20 OLD		H20 / H25 / H30	NISSAN	JE0001	20
WÓZKI WIDŁOWE	DAEWOO 2,0 H20II NEW	2.0 H20II NEW		H20 / H25 / H30	NISSAN	JE0001	20

Marka	Model	Silnik	Opis	Typ Silnika	Prod. Siln.	Nr Dokuji	Nr Str
WÓZKI WIDŁOWE	KOMATSU 1,5 H15	1.5 H15		H20 / H25 / H30	NISSAN	JE0001	20
WÓZKI WIDŁOWE	KOMATSU 2,0 H20 OLD	2.0 H20 OLD		H20 / H25 / H30	NISSAN	JE0001	20
WÓZKI WIDŁOWE	KOMATSU 2,0 H20II NEW	2.0 H20II NEW		H20 / H25 / H30	NISSAN	JE0001	20
WÓZKI WIDŁOWE	KOMATSU 2,5 H25	2.5 H25		H20 / H25 / H30	NISSAN	JE0001	20
WÓZKI WIDŁOWE	mitsubishi 2,0 4G52	2.0 4G52	NAPĘD ROZRZ. + BALANS.	4G52 / 4G54	mitsubishi	JE0016	12
WÓZKI WIDŁOWE	mitsubishi 2,0 4G52	2.0 8V (SOHC)	NAPĘD ROZRZ.	4G52 / 4G54	mitsubishi	JE0014	10
WÓZKI WIDŁOWE	mitsubishi 2,6 4G54	2.6 4G54	NAPĘD ROZRZ. + BALANS.	4G52 / 4G54	mitsubishi	JE0016	12
WÓZKI WIDŁOWE	mitsubishi 2,8D 4M40	2.8D 4M40		4M40T	mitsubishi	JE0017	13
WÓZKI WIDŁOWE	NISSAN 1,3 CG13	1.3 CG13		CG10 / CG16	NISSAN	JE0005	16
WÓZKI WIDŁOWE	NISSAN 1,5 H15	1.5 H15		H20 / H25 / H30	NISSAN	JE0001	20
WÓZKI WIDŁOWE	NISSAN 2,5 H25	2.5 H25		H20 / H25 / H30	NISSAN	JE0001	20
WÓZKI WIDŁOWE	NISSAN 3,0 H30	3.0 H30		H20 / H25 / H30	NISSAN	JE0001	20
WÓZKI WIDŁOWE	TCM 1,5 H15	1.5 H15		H20 / H25 / H30	NISSAN	JE0001	20
WÓZKI WIDŁOWE	TCM 2,0 H20 OLD	2.0 H20 OLD		H20 / H25 / H30	NISSAN	JE0001	20
WÓZKI WIDŁOWE	TCM 2,5 H25	2.5 H25		H20 / H25 / H30	NISSAN	JE0001	20
WÓZKI WIDŁOWE	TOYOTA 1,5 5K	1.5 5K		5K	TOYOTA	JE0025	48
WÓZKI WIDŁOWE	TOYOTA 2,2 4Y	2.2 4Y		2Y / 3Y / 4Y	TOYOTA	JE0022	46